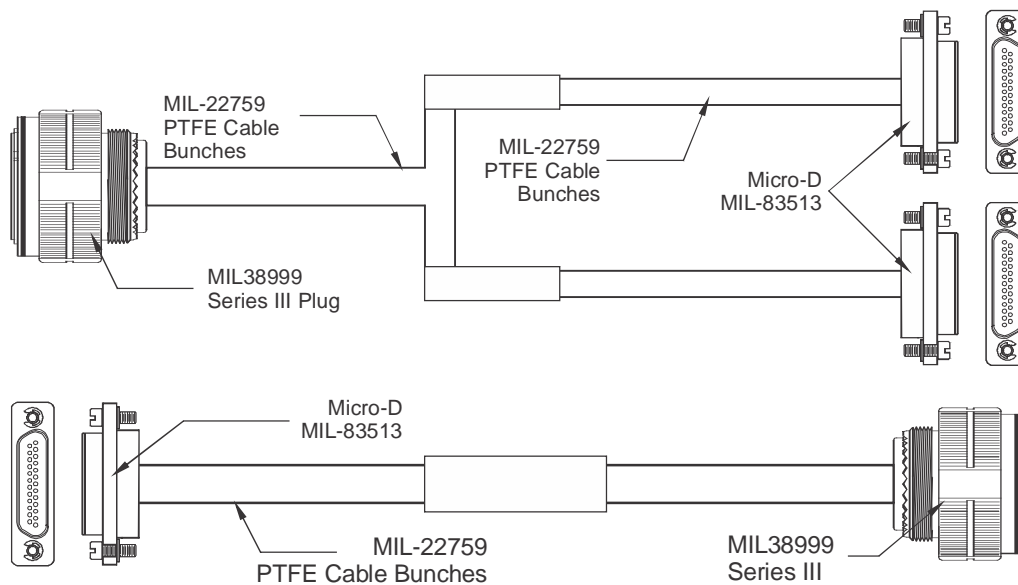



Micro-D MIL-83513, MIL38999 & Custom Mixed Harnesses

Micro-D Harnesses • Micro-D to MIL38999 harnesses • Micro-D Multi-Branch Harnesses

We provide hi-quality Micro-D harnesses which conform to MIL-83513 standard. Our area of focus is harnesses with Micro-D, mixed connector harnesses with Micro-D, MIL38999 or other MIL connectors. Harnesses could be multi-branch harnesses. A hi-quality process and test setup from renowned vendors ensures reliability for MIL applications.

Cable Sets incorporate QPL connectors and cable from Habia, Airborn, Cinch amongst others.



MIL QPL MATERIALS & VENDORS

- MIL-83513 QPL Connectors from suppliers like Airborn, Cinch or equivalent
- MIL -22759 PTFE Cables from Habia or equivalent

FEATURES

- 100% tested for voltage, insulation resistance and continuity
- Epoxy potted with hi-quality epoxy
- Temperature range upto 125°C. Higher temperature versions available.
- Complex harnesses with Micro-D, MIL38999 or any other MIL connectors
- Micro-D multi-branch harnesses
- Specialized versions like with filters, higher temperature available

SETUP

- 100% tested for voltage, insulation resistance and continuity
- Kikusui Japan - Insulation resistance tester
- Agilent VNA upto 20 GHz
- Anritsu 4630A for filters, impedance testing
- SRS USA Programmable tester for resistance, capacitance and continuity
- MIL Crimping Setup
- Weller Germany soldering stations
- Controlled heat resistance soldering
- Thermal Wire Stripper, Imported from USA

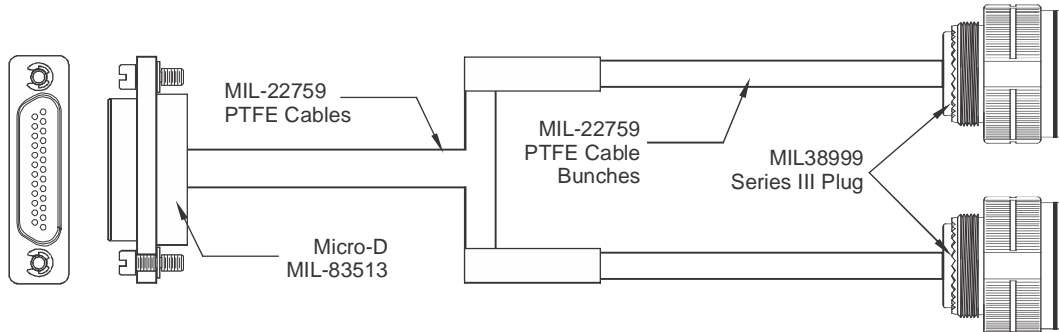
APPLICATIONS

- Handheld communication, ECM
- Man-Portable Military Equipments
- Missiles, Radar systems
- GPS, Navigation systems
- Avionics

Shown trademarks are property of their respective owners.

While the information contained herein in this catalog, has been carefully compiled to the best of our knowledge, nothing is intended as representation and warranty on our part; and no statement shall be construed as recommendation to infringe any of existing patents. We accept no liability of whatsoever for any faults and errors in the information contained herein. Contents of this catalogue and specifications of the products, are subject to change without notice due to continuous improvements.

Micro-D (MIL83513) Pin ~ MIL38999 Plug Cable Sets (Multiple Branches)



Our Part Number	Length Inches (cm)	Wires	Connector 1		Connector 2		Connector 3		Cable Colour	AWG	Branches
			Type	Pins	Type	Size	Type	Size			
MID-M03DN-D30326WB35-D30326WB35-18I-P26W-2-00	18 (46)	25	Micro-D Plug	25P	38999 Plug	B35	38999 Plug	B35	White	26	2
MID-M03DN-D30326WB35-D30326WB35-36I-P26W-2-00	36 (92)	25	Micro-D Plug	25P	38999 Plug	B35	38999 Plug	B35	White	26	2
MID-M03DN-D30326WB35-D30326WB35-18I-P26R-2-00	18 (46)	25	Micro-D Plug	25P	38999 Plug	B35	38999 Plug	B35	10 repeat	26	2
MID-M03DN-D30326WB35-D30326WB35-36I-P26R-2-00	36 (92)	25	Micro-D Plug	25P	38999 Plug	B35	38999 Plug	B35	10 repeat	26	2
MID-M03EN-D30326WB35-D30326WB35-18I-P26W-2-00	18 (46)	31	Micro-D Plug	31P	38999 Plug	B35	38999 Plug	B35	White	26	2
MID-M03EN-D30326WB35-D30326WB35-36I-P26W-2-00	36 (92)	31	Micro-D Plug	31P	38999 Plug	B35	38999 Plug	B35	White	26	2
MID-M03EN-D30326WB35-D30326WB35-18I-P26R-2-00	18 (46)	31	Micro-D Plug	31P	38999 Plug	B35	38999 Plug	B35	10 repeat	26	2
MID-M03EN-D30326WB35-D30326WB35-36I-P26R-2-00	36 (92)	31	Micro-D Plug	31P	38999 Plug	B35	38999 Plug	B35	10 repeat	26	2
MID-M03GN-D30326WC35-D30326WC35-18I-P26W-2-00	18 (46)	51	Micro-D Plug	51P	38999 Plug	C35	38999 Plug	C35	White	26	2
MID-M03GN-D30326WC35-D30326WC35-36I-P26W-2-00	36 (92)	51	Micro-D Plug	51P	38999 Plug	C35	38999 Plug	C35	White	26	2
MID-M03GN-D30326WC35-D30326WC35-18I-P26R-2-00	18 (46)	51	Micro-D Plug	51P	38999 Plug	C35	38999 Plug	C35	10 repeat	26	2
MID-M03GN-D30326WC35-D30326WC35-36I-P26R-2-00	36 (92)	51	Micro-D Plug	51P	38999 Plug	C35	38999 Plug	C35	10 repeat	26	2

Note: Above are with standard stamped pins. For Twist Pin Suffix 'T' in the part number. Custom designs as per customer asked lengths, different number of contacts, other MIL-22579 wires (ETFE for example), wire colors and other

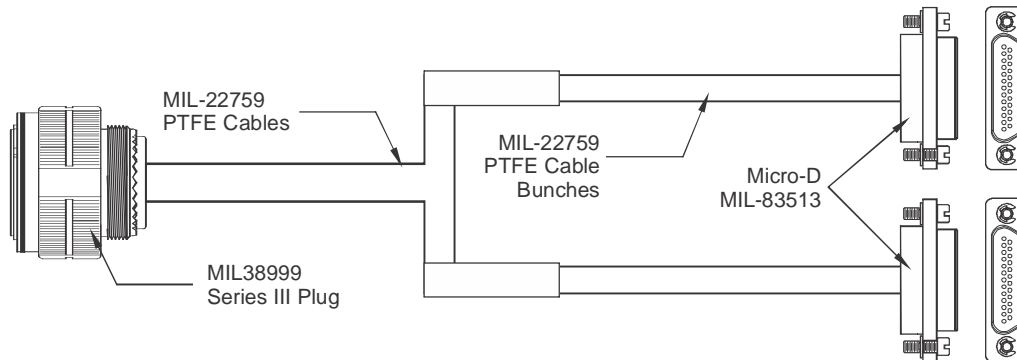
Shown trademarks are property of their respective owners.

While the information contained herein in this catalog, has been carefully compiled to the best of our knowledge, nothing is intended as representation and warranty on our part; and no statement shall be construed as recommendation to infringe any of existing patents. We accept no liability of whatsoever for any faults and errors in the information contained herein. Contents of this catalogue and specifications of the products, are subject to change without notice due to continuous improvements.

Micro-D MIL-83513, MIL38999 & Custom Mixed Harnesses

Micro-D Harnesses • Micro-D to MIL38999 harnesses • Micro-D Multi-Branch Harnesses

Micro-D (MIL83513) Pin ~ MIL38999 Plug Cable Sets (Multiple Branches)



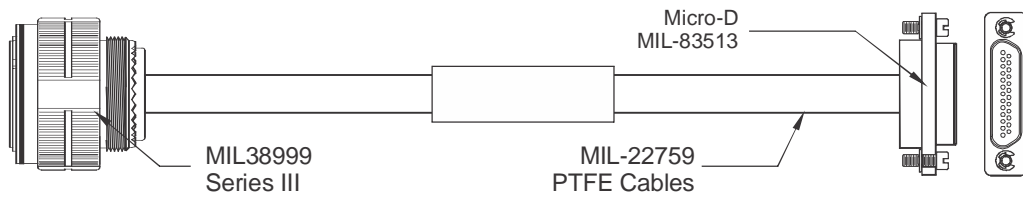
Our Part Number	Length Inches (cm)	Wires	Connector 1		Connector 2		Connector 3		Cable Colour	AWG	Branches
			Type	Pins	Type	Pins	Type	Size			
MID-M03AN-M03AN-D30326WC35-18I-P26W-2-00	18 (46)	18	Micro-D Plug	9P	Micro-D Plug	9P	38999 Plug	C35	White	26	2
MID-M03AN-M03AN-D30326WC35-36I-P26W-2-00	36 (92)	18	Micro-D Plug	9P	Micro-D Plug	9P	38999 Plug	C35	White	26	2
MID-M03AN-M03AN-D30326WC35-18I-P26R-2-00	18 (46)	18	Micro-D Plug	9P	Micro-D Plug	9P	38999 Plug	C35	10 repeat	26	2
MID-M03AN-M03AN-D30326WC35-36I-P26R-2-00	36 (92)	18	Micro-D Plug	9P	Micro-D Plug	9P	38999 Plug	C35	10 repeat	26	2
MID-M03BN-M03BN-D30326WD35-18I-P26W-2-00	18 (46)	30	Micro-D Plug	15P	Micro-D Plug	15P	38999 Plug	D35	White	26	2
MID-M03BN-M03BN-D30326WD35-36I-P26W-2-00	36 (92)	30	Micro-D Plug	15P	Micro-D Plug	15P	38999 Plug	D35	White	26	2
MID-M03BN-M03BN-D30326WD35-18I-P26R-2-00	18 (46)	30	Micro-D Plug	15P	Micro-D Plug	15P	38999 Plug	D35	10 repeat	26	2
MID-M03BN-M03BN-D30326WD35-36I-P26R-2-00	36 (92)	30	Micro-D Plug	15P	Micro-D Plug	15P	38999 Plug	D35	10 repeat	26	2
MID-M03CN-M03CN-D30326WE35-18I-P26W-2-00	18 (46)	42	Micro-D Plug	21P	Micro-D Plug	21P	38999 Plug	E35	White	26	2
MID-M03CN-M03CN-D30326WE35-36I-P26W-2-00	36 (92)	42	Micro-D Plug	21P	Micro-D Plug	21P	38999 Plug	E35	White	26	2
MID-M03CN-M03CN-D30326WE35-18I-P26R-2-00	18 (46)	42	Micro-D Plug	21P	Micro-D Plug	21P	38999 Plug	E35	10 repeat	26	2
MID-M03CN-M03CN-D30326WE35-36I-P26R-2-00	36 (92)	42	Micro-D Plug	21P	Micro-D Plug	21P	38999 Plug	E35	10 repeat	26	2

Note: Above are with standard stamped pins. For Twist Pin Suffix 'T' in the part number. Custom designs as per customer asked lengths, different number of contacts, other MIL-22579 wires (ETFE for example), wire colors and other customizations possible on request.

Shown trademarks are property of their respective owners.

While the information contained herein in this catalog, has been carefully compiled to the best of our knowledge, nothing is intended as representation and warranty on our part; and no statement shall be construed as recommendation to infringe any of existing patents. We accept no liability of whatsoever for any faults and errors in the information contained herein. Contents of this catalogue and specifications of the products, are subject to change without notice due to continuous improvements.

Micro-D (MIL83513) Socket ~ MIL38999 Cable Sets, 1 Branch



Our Part Number	Length Inches (cm)	Wires	Connector 1		Connector 2		Cable Type	Cable Colour	AWG	Branches
			Type	Pins	Type	Size				
MID-M03AN-D30326WB35-18I-P26W-1-00	18 (46)	9	Micro-D Plug	9P	38999 Plug	B35	PTFE	White	26	1
MID-M03AN-D30326WB35-36I-P26W-1-00	36 (92)	9	Micro-D Plug	9P	38999 Plug	B35	PTFE	White	26	1
MID-M03AN-D30326WB35-18I-P26R-1-00	18 (46)	9	Micro-D Plug	9P	38999 Plug	B35	PTFE	10 repeat	26	1
MID-M03AN-D30326WB35-36I-P26R-1-00	36 (92)	9	Micro-D Plug	9P	38999 Plug	B35	PTFE	10 repeat	26	1
MID-M03BN-D30326WC35-18I-P26W-1-00	18 (46)	15	Micro-D Plug	15P	38999 Plug	C35	PTFE	White	26	1
MID-M03BN-D30326WC35-36I-P26W-1-00	36 (92)	15	Micro-D Plug	15P	38999 Plug	C35	PTFE	White	26	1
MID-M03BN-D30326WC35-18I-P26R-1-00	18 (46)	15	Micro-D Plug	15P	38999 Plug	C35	PTFE	10 repeat	26	1
MID-M03BN-D30326WC35-36I-P26R-1-00	36 (92)	15	Micro-D Plug	15P	38999 Plug	C35	PTFE	10 repeat	26	1
MID-M03CN-D30326WC35-18I-P26W-1-00	18 (46)	21	Micro-D Plug	21P	38999 Plug	C35	PTFE	White	26	1
MID-M03CN-D30326WC35-36I-P26W-1-00	36 (92)	21	Micro-D Plug	21P	38999 Plug	C35	PTFE	White	26	1
MID-M03CN-D30326WC35-18I-P26R-1-00	18 (46)	21	Micro-D Plug	21P	38999 Plug	C35	PTFE	10 repeat	26	1
MID-M03CN-D30326WC35-36I-P26R-1-00	36 (92)	21	Micro-D Plug	21P	38999 Plug	C35	PTFE	10 repeat	26	1
MID-M03DN-D30326WD35-18I-P26W-1-00	18 (46)	25	Micro-D Plug	25P	38999 Plug	D35	PTFE	White	26	1
MID-M03DN-D30326WD35-36I-P26W-1-00	36 (92)	25	Micro-D Plug	25P	38999 Plug	D35	PTFE	White	26	1
MID-M03DN-D30326WD35-18I-P26R-1-00	18 (46)	25	Micro-D Plug	25P	38999 Plug	D35	PTFE	10 repeat	26	1
MID-M03DN-D30326WD35-36I-P26R-1-00	36 (92)	25	Micro-D Plug	25P	38999 Plug	D35	PTFE	10 repeat	26	1
MID-M03EN-D30326WD35-18I-P26W-1-00	18 (46)	31	Micro-D Plug	31P	38999 Plug	D35	PTFE	White	26	1
MID-M03EN-D30326WD35-36I-P26W-1-00	36 (92)	31	Micro-D Plug	31P	38999 Plug	D35	PTFE	White	26	1
MID-M03EN-D30326WD35-18I-P26R-1-00	18 (46)	31	Micro-D Plug	31P	38999 Plug	D35	PTFE	10 repeat	26	1
MID-M03EN-D30326WD35-36I-P26R-1-00	36 (92)	31	Micro-D Plug	31P	38999 Plug	D35	PTFE	10 repeat	26	1
MID-M03GN-D30326WE35-18I-P26W-1-00	18 (46)	51	Micro-D Plug	51P	38999 Plug	E35	PTFE	White	26	1
MID-M03GN-D30326WE35-36I-P26W-1-00	36 (92)	51	Micro-D Plug	51P	38999 Plug	E35	PTFE	White	26	1
MID-M03GN-D30326WE35-18I-P26R-1-00	18 (46)	51	Micro-D Plug	51P	38999 Plug	E35	PTFE	10 repeat	26	1
MID-M03GN-D30326WE35-36I-P26R-1-00	36 (92)	51	Micro-D Plug	51P	38999 Plug	E35	PTFE	10 repeat	26	1

Shown trademarks are property of their respective owners.

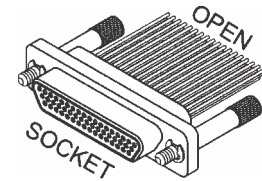
While the information contained herein in this catalog, has been carefully compiled to the best of our knowledge, nothing is intended as representation and warranty on our part; and no statement shall be construed as recommendation to infringe any of existing patents. We accept no liability of whatsoever for any faults and errors in the information contained herein. Contents of this catalogue and specifications of the products, are subject to change without notice due to continuous improvements.

Micro-D MIL-83513, MIL38999 & Custom Mixed Harnesses

Micro-D Harnesses • Micro-D to MIL38999 harnesses • Micro-D Multi-Branch Harnesses

Micro-D 'Socket' Pigtail Cable Sets MIL-83513 Conformant

- MIL-83513 Micro-D connectors (Airborn, Cinch or equivalent)
- MIL -22759 cables (Habia or equivalent)



MIL P/N	Our Part Number	Length Inches (cm)	No. of Pins	Conn 1	Conn 2	Cable type	Cable Color	AWG	Bran-ches
M83513/04-A01N	MID-M04AN-O-18I-P26W-1-00	18 (46)	9	Micro-D Socket	Open	PTFE	White	26	1
M83513/04-A02N	MID-M04AN-O-36I-P26W-1-00	36 (92)	9	Micro-D Socket	Open	PTFE	White	26	1
M83513/04-A13N	MID-M04AN-O-72I-P26W-1-00	72 (183)	9	Micro-D Socket	Open	PTFE	White	26	1
M83513/04-A03N	MID-M04AN-O-18I-P26R-1-00	18 (46)	9	Micro-D Socket	Open	PTFE	10 repeat	26	1
M83513/04-A04N	MID-M04AN-O-36I-P26R-1-00	36 (92)	9	Micro-D Socket	Open	PTFE	10 repeat	26	1
M83513/04-A14N	MID-M04AN-O-72I-P26R-1-00	72 (183)	9	Micro-D Socket	Open	PTFE	10 repeat	26	1
M83513/04-B01N	MID-M04BN-O-18I-P26W-1-00	18 (46)	15	Micro-D Socket	Open	PTFE	White	26	1
M83513/04-B02N	MID-M04BN-O-36I-P26W-1-00	36 (92)	15	Micro-D Socket	Open	PTFE	White	26	1
M83513/04-B13N	MID-M04BN-O-72I-P26W-1-00	72 (183)	15	Micro-D Socket	Open	PTFE	White	26	1
M83513/04-B03N	MID-M04BN-O-18I-P26R-1-00	18 (46)	15	Micro-D Socket	Open	PTFE	10 repeat	26	1
M83513/04-B04N	MID-M04BN-O-36I-P26R-1-00	36 (92)	15	Micro-D Socket	Open	PTFE	10 repeat	26	1
M83513/04-B14N	MID-M04BN-O-72I-P26R-1-00	72 (183)	15	Micro-D Socket	Open	PTFE	10 repeat	26	1
M83513/04-C01N	MID-M04CN-O-18I-P26W-1-00	18 (46)	21	Micro-D Socket	Open	PTFE	White	26	1
M83513/04-C02N	MID-M04CN-O-36I-P26W-1-00	36 (92)	21	Micro-D Socket	Open	PTFE	White	26	1
M83513/04-C13N	MID-M04CN-O-72I-P26W-1-00	72 (183)	21	Micro-D Socket	Open	PTFE	White	26	1
M83513/04-C03N	MID-M04CN-O-18I-P26R-1-00	18 (46)	21	Micro-D Socket	Open	PTFE	10 repeat	26	1
M83513/04-C04N	MID-M04CN-O-36I-P26R-1-00	36 (92)	21	Micro-D Socket	Open	PTFE	10 repeat	26	1
M83513/04-C14N	MID-M04CN-O-72I-P26R-1-00	72 (183)	21	Micro-D Socket	Open	PTFE	10 repeat	26	1
M83513/04-D01N	MID-M04DN-O-18I-P26W-1-00	18 (46)	25	Micro-D Socket	Open	PTFE	White	26	1
M83513/04-D02N	MID-M04DN-O-36I-P26W-1-00	36 (92)	25	Micro-D Socket	Open	PTFE	White	26	1
M83513/04-D13N	MID-M04DN-O-72I-P26W-1-00	72 (183)	25	Micro-D Socket	Open	PTFE	White	26	1
M83513/04-D03N	MID-M04DN-O-18I-P26R-1-00	18 (46)	25	Micro-D Socket	Open	PTFE	10 repeat	26	1
M83513/04-D04N	MID-M04DN-O-36I-P26R-1-00	36 (92)	25	Micro-D Socket	Open	PTFE	10 repeat	26	1
M83513/04-D14N	MID-M04DN-O-72I-P26R-1-00	72 (183)	25	Micro-D Socket	Open	PTFE	10 repeat	26	1
M83513/04-E01N	MID-M04EN-O-18I-P26W-1-00	18 (46)	31	Micro-D Socket	Open	PTFE	White	26	1
M83513/04-E02N	MID-M04EN-O-36I-P26W-1-00	36 (92)	31	Micro-D Socket	Open	PTFE	White	26	1
M83513/04-E13N	MID-M04EN-O-72I-P26W-1-00	72 (183)	31	Micro-D Socket	Open	PTFE	White	26	1
M83513/04-E03N	MID-M04EN-O-18I-P26R-1-00	18 (46)	31	Micro-D Socket	Open	PTFE	10 repeat	26	1
M83513/04-E04N	MID-M04EN-O-36I-P26R-1-00	36 (92)	31	Micro-D Socket	Open	PTFE	10 repeat	26	1
M83513/04-E14N	MID-M04EN-O-72I-P26R-1-00	72 (183)	31	Micro-D Socket	Open	PTFE	10 repeat	26	1
M83513/04-G01N	MID-M04GN-O-18I-P26W-1-00	18 (46)	51	Micro-D Socket	Open	PTFE	White	26	1
M83513/04-G02N	MID-M04GN-O-36I-P26W-1-00	36 (92)	51	Micro-D Socket	Open	PTFE	White	26	1
M83513/04-G13N	MID-M04GN-O-72I-P26W-1-00	72 (183)	51	Micro-D Socket	Open	PTFE	White	26	1
M83513/04-G03N	MID-M04GN-O-18I-P26R-1-00	18 (46)	51	Micro-D Socket	Open	PTFE	10 repeat	26	1
M83513/04-G04N	MID-M04GN-O-36I-P26R-1-00	36 (92)	51	Micro-D Socket	Open	PTFE	10 repeat	26	1
M83513/04-G14N	MID-M04GN-O-72I-P26R-1-00	72 (183)	51	Micro-D Socket	Open	PTFE	10 repeat	26	1

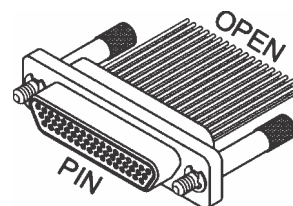
Note: Above is a small selection of cable sets. Custom designs as per customer asked lengths, different number of contacts, other MIL-22579 wires (ETFE for example), wire colors and other customizations possible on request

Shown trademarks are property of their respective owners.

While the information contained herein in this catalog, has been carefully compiled to the best of our knowledge, nothing is intended as representation and warranty on our part; and no statement shall be construed as recommendation to infringe any of existing patents. We accept no liability of whatsoever for any faults and errors in the information contained herein. Contents of this catalogue and specifications of the products, are subject to change without notice due to continuous improvements.

Micro-D 'Pin' Pigtail Cable Sets MIL-83513 Conformant

- MIL-83513 Micro-D connectors (Airborn, Cinch or equivalent)
- MIL -22759 cables (Habia or equivalent)



MIL P/N	Our Part Number	Length Inches (cm)	No. of Pins	Conn 1	Conn 2	Cable type	Cable Color	AWG	Bran-ches
M83513/03-A01N	MID-M03AN-O-18I-P26W-1-00	18 (46)	9	Micro-D Pin	Open	PTFE	White	26	1
M83513/03-A02N	MID-M03AN-O-36I-P26W-1-00	36 (92)	9	Micro-D Pin	Open	PTFE	White	26	1
M83513/03-A13N	MID-M03AN-O-72I-P26W-1-00	72 (183)	9	Micro-D Pin	Open	PTFE	White	26	1
M83513/03-A03N	MID-M03AN-O-18I-P26R-1-00	18 (46)	9	Micro-D Pin	Open	PTFE	10 repeat	26	1
M83513/03-A04N	MID-M03AN-O-36I-P26R-1-00	36 (92)	9	Micro-D Pin	Open	PTFE	10 repeat	26	1
M83513/03-A14N	MID-M03AN-O-72I-P26R-1-00	72 (183)	9	Micro-D Pin	Open	PTFE	10 repeat	26	1
M83513/03-B01N	MID-M03BN-O-18I-P26W-1-00	18 (46)	15	Micro-D Pin	Open	PTFE	White	26	1
M83513/03-B02N	MID-M03BN-O-36I-P26W-1-00	36 (92)	15	Micro-D Pin	Open	PTFE	White	26	1
M83513/03-B13N	MID-M03BN-O-72I-P26W-1-00	72 (183)	15	Micro-D Pin	Open	PTFE	White	26	1
M83513/03-B03N	MID-M03BN-O-18I-P26R-1-00	18 (46)	15	Micro-D Pin	Open	PTFE	10 repeat	26	1
M83513/03-B04N	MID-M03BN-O-36I-P26R-1-00	36 (92)	15	Micro-D Pin	Open	PTFE	10 repeat	26	1
M83513/03-B14N	MID-M03BN-O-72I-P26R-1-00	72 (183)	15	Micro-D Pin	Open	PTFE	10 repeat	26	1
M83513/03-C01N	MID-M03CN-O-18I-P26W-1-00	18 (46)	21	Micro-D Pin	Open	PTFE	White	26	1
M83513/03-C02N	MID-M03CN-O-36I-P26W-1-00	36 (92)	21	Micro-D Pin	Open	PTFE	White	26	1
M83513/03-C13N	MID-M03CN-O-72I-P26W-1-00	72 (183)	21	Micro-D Pin	Open	PTFE	White	26	1
M83513/03-C03N	MID-M03CN-O-18I-P26R-1-00	18 (46)	21	Micro-D Pin	Open	PTFE	10 repeat	26	1
M83513/03-C04N	MID-M03CN-O-36I-P26R-1-00	36 (92)	21	Micro-D Pin	Open	PTFE	10 repeat	26	1
M83513/03-C14N	MID-M03CN-O-72I-P26R-1-00	72 (183)	21	Micro-D Pin	Open	PTFE	10 repeat	26	1
M83513/03-D01N	MID-M03DN-O-18I-P26W-1-00	18 (46)	25	Micro-D Pin	Open	PTFE	White	26	1
M83513/03-D02N	MID-M03DN-O-36I-P26W-1-00	36 (92)	25	Micro-D Pin	Open	PTFE	White	26	1
M83513/03-D13N	MID-M03DN-O-72I-P26W-1-00	72 (183)	25	Micro-D Pin	Open	PTFE	White	26	1
M83513/03-D03N	MID-M03DN-O-18I-P26R-1-00	18 (46)	25	Micro-D Pin	Open	PTFE	10 repeat	26	1
M83513/03-D04N	MID-M03DN-O-36I-P26R-1-00	36 (92)	25	Micro-D Pin	Open	PTFE	10 repeat	26	1
M83513/03-D14N	MID-M03DN-O-72I-P26R-1-00	72 (183)	25	Micro-D Pin	Open	PTFE	10 repeat	26	1
M83513/03-E01N	MID-M03EN-O-18I-P26W-1-00	18 (46)	31	Micro-D Pin	Open	PTFE	White	26	1
M83513/03-E02N	MID-M03EN-O-36I-P26W-1-00	36 (92)	31	Micro-D Pin	Open	PTFE	White	26	1
M83513/03-E13N	MID-M03EN-O-72I-P26W-1-00	72 (183)	31	Micro-D Pin	Open	PTFE	White	26	1
M83513/03-E03N	MID-M03EN-O-18I-P26R-1-00	18 (46)	31	Micro-D Pin	Open	PTFE	10 repeat	26	1
M83513/03-E04N	MID-M03EN-O-36I-P26R-1-00	36 (92)	31	Micro-D Pin	Open	PTFE	10 repeat	26	1
M83513/03-E14N	MID-M03EN-O-72I-P26R-1-00	72 (183)	31	Micro-D Pin	Open	PTFE	10 repeat	26	1
M83513/03-G01N	MID-M03GN-O-18I-P26W-1-00	18 (46)	51	Micro-D Pin	Open	PTFE	White	26	1
M83513/03-G02N	MID-M03GN-O-36I-P26W-1-00	36 (92)	51	Micro-D Pin	Open	PTFE	White	26	1
M83513/03-G13N	MID-M03GN-O-72I-P26W-1-00	72 (183)	51	Micro-D Pin	Open	PTFE	White	26	1
M83513/03-G03N	MID-M03GN-O-18I-P26R-1-00	18 (46)	51	Micro-D Pin	Open	PTFE	10 repeat	26	1
M83513/03-G04N	MID-M03GN-O-36I-P26R-1-00	36 (92)	51	Micro-D Pin	Open	PTFE	10 repeat	26	1
M83513/03-G14N	MID-M03GN-O-72I-P26R-1-00	72 (183)	51	Micro-D Pin	Open	PTFE	10 repeat	26	1

Note: Above are with standard stamped pins. For Twist Pin Suffix 'T' in the part number. Custom designs as per customer asked lengths, different number of contacts, other MIL-22579 wires (ETFE for example), wire colors and other customizations possible on request.

Shown trademarks are property of their respective owners.

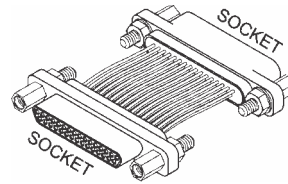
While the information contained herein in this catalog, has been carefully compiled to the best of our knowledge, nothing is intended as representation and warranty on our part; and no statement shall be construed as recommendation to infringe any of existing patents. We accept no liability of whatsoever for any faults and errors in the information contained herein. Contents of this catalogue and specifications of the products, are subject to change without notice due to continuous improvements.

Micro-D MIL-83513, MIL38999 & Custom Mixed Harnesses

Micro-D Harnesses • Micro-D to MIL38999 harnesses • Micro-D Multi-Branch Harnesses

Micro-D Socket ~ Micro-D Socket Cable Sets - MIL-83513 Conformant

- MIL-83513 Micro-D connectors
- MIL -22759 cables from Habia or equivalent



Our Part Number	Length Inches (cm)	No. of Pins	Conn 1	Conn 2	Cable type	Cable Color	AWG	Bran-ches
MID-M04AN-M04AN-18l-P26W-1-00	18 (46)	9	Micro-D Socket 9S	Micro-D Socket 9S	PTFE	White	26	1
MID-M04AN-M04AN-36l-P26W-1-00	36 (92)	9	Micro-D Socket 9S	Micro-D Socket 9S	PTFE	White	26	1
MID-M04AN-M04AN-18l-P26R-1-00	18 (46)	9	Micro-D Socket 9S	Micro-D Socket 9S	PTFE	10 repeat	26	1
MID-M04AN-M04AN-36l-P26R-1-00	36 (92)	9	Micro-D Socket 9S	Micro-D Socket 9S	PTFE	10 repeat	26	1
MID-M04BN-M04BN-18l-P26W-1-00	18 (46)	15	Micro-D Socket 15S	Micro-D Socket 15S	PTFE	White	26	1
MID-M04BN-M04BN-36l-P26W-1-00	36 (92)	15	Micro-D Socket 15S	Micro-D Socket 15S	PTFE	White	26	1
MID-M04BN-M04BN-18l-P26R-1-00	18 (46)	15	Micro-D Socket 15S	Micro-D Socket 15S	PTFE	10 repeat	26	1
MID-M04BN-M04BN-36l-P26R-1-00	36 (92)	15	Micro-D Socket 15S	Micro-D Socket 15S	PTFE	10 repeat	26	1
MID-M04CN-M04CN-18l-P26W-1-00	18 (46)	21	Micro-D Socket 21S	Micro-D Socket 21S	PTFE	White	26	1
MID-M04CN-M04CN-36l-P26W-1-00	36 (92)	21	Micro-D Socket 21S	Micro-D Socket 21S	PTFE	White	26	1
MID-M04CN-M04CN-18l-P26R-1-00	18 (46)	21	Micro-D Socket 21S	Micro-D Socket 21S	PTFE	10 repeat	26	1
MID-M04CN-M04CN-36l-P26R-1-00	36 (92)	21	Micro-D Socket 21S	Micro-D Socket 21S	PTFE	10 repeat	26	1
MID-M04DN-M04DN-18l-P26W-1-00	18 (46)	25	Micro-D Socket 25S	Micro-D Socket 25S	PTFE	White	26	1
MID-M04DN-M04DN-36l-P26W-1-00	36 (92)	25	Micro-D Socket 25S	Micro-D Socket 25S	PTFE	White	26	1
MID-M04DN-M04DN-18l-P26R-1-00	18 (46)	25	Micro-D Socket 25S	Micro-D Socket 25S	PTFE	10 repeat	26	1
MID-M04DN-M04DN-36l-P26R-1-00	36 (92)	25	Micro-D Socket 25S	Micro-D Socket 25S	PTFE	10 repeat	26	1
MID-M04EN-M04EN-18l-P26W-1-00	18 (46)	31	Micro-D Socket 31S	Micro-D Socket 31S	PTFE	White	26	1
MID-M04EN-M04EN-36l-P26W-1-00	36 (92)	31	Micro-D Socket 31S	Micro-D Socket 31S	PTFE	White	26	1
MID-M04EN-M04EN-18l-P26R-1-00	18 (46)	31	Micro-D Socket 31S	Micro-D Socket 31S	PTFE	10 repeat	26	1
MID-M04EN-M04EN-36l-P26R-1-00	36 (92)	31	Micro-D Socket 31S	Micro-D Socket 31S	PTFE	10 repeat	26	1
MID-M04GN-M04GN-18l-P26W-1-00	18 (46)	51	Micro-D Socket 51S	Micro-D Socket 51S	PTFE	White	26	1
MID-M04GN-M04GN-36l-P26W-1-00	36 (92)	51	Micro-D Socket 51S	Micro-D Socket 51S	PTFE	White	26	1
MID-M04GN-M04GN-18l-P26R-1-00	18 (46)	51	Micro-D Socket 51S	Micro-D Socket 51S	PTFE	10 repeat	26	1

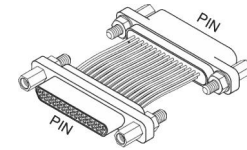
Note: Above is a small selection of cable sets. Custom designs as per customer asked lengths, different number of contacts, other wire colors and other customizations possible on request.

Shown trademarks are property of their respective owners.

While the information contained herein in this catalog, has been carefully compiled to the best of our knowledge, nothing is intended as representation and warranty on our part; and no statement shall be construed as recommendation to infringe any of existing patents. We accept no liability of whatsoever for any faults and errors in the information contained herein. Contents of this catalogue and specifications of the products, are subject to change without notice due to continuous improvements.

Micro-D Socket ~ Micro-D PIN Cable Sets - MIL-83513 Conformant

- MIL-83513 Micro-D connectors
- MIL -22759 cables from Habia or equivalent



Our Part Number	Length Inches (cm)	No. of Pins	Conn 1	Conn 2	Cable type	Cable Color	AWG	Bran-ches
MID-M03AN-M03AN-18I-P26W-1-00	18 (46)	9	Micro-D Pin 9P	Micro-D Pin 9P	PTFE	White	26	1
MID-M03AN-M03AN-36I-P26W-1-00	36 (92)	9	Micro-D Pin 9P	Micro-D Pin 9P	PTFE	White	26	1
MID-M03AN-M03AN-18I-P26R-1-00	18 (46)	9	Micro-D Pin 9P	Micro-D Pin 9P	PTFE	10 repeat	26	1
MID-M03AN-M03AN-36I-P26R-1-00	36 (92)	9	Micro-D Pin 9P	Micro-D Pin 9P	PTFE	10 repeat	26	1
MID-M03BN-M03BN-18I-P26W-1-00	18 (46)	15	Micro-D Pin 15P	Micro-D Pin 15P	PTFE	White	26	1
MID-M03BN-M03BN-36I-P26W-1-00	36 (92)	15	Micro-D Pin 15P	Micro-D Pin 15P	PTFE	White	26	1
MID-M03BN-M03BN-18I-P26R-1-00	18 (46)	15	Micro-D Pin 15P	Micro-D Pin 15P	PTFE	10 repeat	26	1
MID-M03BN-M03BN-36I-P26R-1-00	36 (92)	15	Micro-D Pin 15P	Micro-D Pin 15P	PTFE	10 repeat	26	1
MID-M03CN-M03CN-18I-P26W-1-00	18 (46)	21	Micro-D Pin 21P	Micro-D Pin 21P	PTFE	White	26	1
MID-M03CN-M03CN-36I-P26W-1-00	36 (92)	21	Micro-D Pin 21P	Micro-D Pin 21P	PTFE	White	26	1
MID-M03CN-M03CN-18I-P26R-1-00	18 (46)	21	Micro-D Pin 21P	Micro-D Pin 21P	PTFE	10 repeat	26	1
MID-M03CN-M03CN-36I-P26R-1-00	36 (92)	21	Micro-D Pin 21P	Micro-D Pin 21P	PTFE	10 repeat	26	1
MID-M03DN-M03DN-18I-P26W-1-00	18 (46)	25	Micro-D Pin 25P	Micro-D Pin 25P	PTFE	White	26	1
MID-M03DN-M03DN-36I-P26W-1-00	36 (92)	25	Micro-D Pin 25P	Micro-D Pin 25P	PTFE	White	26	1
MID-M03DN-M03DN-18I-P26R-1-00	18 (46)	25	Micro-D Pin 25P	Micro-D Pin 25P	PTFE	10 repeat	26	1
MID-M03DN-M03DN-36I-P26R-1-00	36 (92)	25	Micro-D Pin 25P	Micro-D Pin 25P	PTFE	10 repeat	26	1
MID-M03EN-M03EN-18I-P26W-1-00	18 (46)	31	Micro-D Pin 31P	Micro-D Pin 31P	PTFE	White	26	1
MID-M03EN-M03EN-36I-P26W-1-00	36 (92)	31	Micro-D Pin 31P	Micro-D Pin 31P	PTFE	White	26	1
MID-M03EN-M03EN-18I-P26R-1-00	18 (46)	31	Micro-D Pin 31P	Micro-D Pin 31P	PTFE	10 repeat	26	1
MID-M03EN-M03EN-36I-P26R-1-00	36 (92)	31	Micro-D Pin 31P	Micro-D Pin 31P	PTFE	10 repeat	26	1
MID-M03GN-M03GN-18I-P26W-1-00	18 (46)	51	Micro-D Pin 51P	Micro-D Pin 51P	PTFE	White	26	1
MID-M03GN-M03GN-36I-P26W-1-00	36 (92)	51	Micro-D Pin 51P	Micro-D Pin 51P	PTFE	White	26	1
MID-M03GN-M03GN-18I-P26R-1-00	18 (46)	51	Micro-D Pin 51P	Micro-D Pin 51P	PTFE	10 repeat	26	1
MID-M03GN-M03GN-36I-P26R-1-00	36 (92)	51	Micro-D Pin 51P	Micro-D Pin 51P	PTFE	10 repeat	26	1

Note: Above are with standard stamped pins. For Twist Pin Suffix 'T' in the part number. Custom designs as per customer asked lengths, different number of contacts, other MIL-22579 wires (ETFE for example), wire colors and other customizations possible on request.

Shown trademarks are property of their respective owners.

While the information contained herein in this catalog, has been carefully compiled to the best of our knowledge, nothing is intended as representation and warranty on our part; and no statement shall be construed as recommendation to infringe any of existing patents. We accept no liability of whatsoever for any faults and errors in the information contained herein. Contents of this catalogue and specifications of the products, are subject to change without notice due to continuous improvements.

Micro-D MIL-83513, MIL38999 & Custom Mixed Harnesses

Micro-D Harnesses • Micro-D to MIL38999 harnesses • Micro-D Multi-Branch Harnesses

Specifications of MIL-83513 Connectors used in our Micro-D Harnesses

Electrical Data

Current Rating	2.5 A (test)	
Contact Resistance	8 mΩ max at 3A 10 mΩ max at 1mA	MIL-STD-202 Method 307
Insulation Resistance	5000 MΩ min. @ 500 VDC	
Test Voltage (sea Level)	600 VAC at sea level 150 VAC at 70000 feet	
Magnetic Permeability	2.0μ (connectors without hardware)	

Mechanical

Contact Retention	2.26 kg (5 lbs)	for 5 seconds min.
Mating Life	500 mating cycles min.	
Operating Temp. Normal Range High Temp. versions	-55°C ~ +125°C -55°C ~ +200°C	
Vibration	20 g's	MIL-STD-1344 Method 2005, Condition IV
Shock	50 g's	MIL-STD-1344 Method 2004, Condition C
Salt Spray	48 hours	MIL-STD-1344 Method 1001, Condition B

Materials and Platings

	Materials	Plating
Pin Contact Outer Strands Inner Strands	BeCu alloy per QQ-C-530 Cu alloy per QQ-W-343, Type S	Au Plated min. 50 micro-inch per MIL-G- 45204, Type II, Grade C, Class I, over copper flash
Socket Contact	Cu alloy per ASTM B140	Au Plated min. 50 micro-inch per MIL-G- 45204, Type II, Grade C, Class I, over copper flash
Sleeve	Cu alloy per ASTM B75	Au Plated min. 50 micro-inch per MIL-G- 45204, Type II, Grade C, Class I, over copper flash
Metal Shell	Aluminium Alloy as per QQ-A- 00/8(6061-T6)	Yellow Chromate over cadmium per QQ-P- 416, Type II, Class 3 over electroless nickel plating or for zero cadmium or space applications electroless nickel per MIL-C- 26074, Class 3 of 4, Grade B
Insulator	Liquid Crystal Polymer A130 or C130 as per MIL-M-24519	
Interfacial Seal	Fluorosilicone elastomer per MIL-R-25988 grade or ZZ-R-765, class 3A, grade 40	
Encapsulant	Epoxy Resin	
Insulated Wire	PTFE, per MIL-W-22579 White or Color Coded per MIL-STD-681, System 1	

Shown trademarks are property of their respective owners.

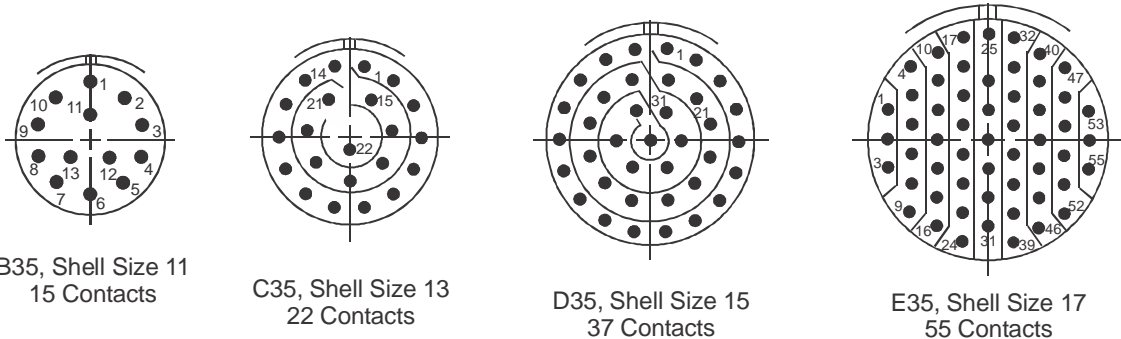
While the information contained herein in this catalog, has been carefully compiled to the best of our knowledge, nothing is intended as representation and warranty on our part; and no statement shall be construed as recommendation to infringe any of existing patents. We accept no liability of whatsoever for any faults and errors in the information contained herein. Contents of this catalogue and specifications of the products, are subject to change without notice due to continuous improvements.

Ordering Codes Description

MID - - - - - -
A 1 2 B C A 1 2 B C L U G H I J K K

	A	Connector Type Code	Micro-D MIL83513 = M ; MIL38999 Series III = D3 ; Open = O ; D-Sub MIL24308 = DS
Codes for D-Sub	1	Connector Plug/Socket	Receptacle = 04 ; Plug = 03
	2		N.A for D-Sub
	B	Connector No. of Contacts	9 = A ; 15 = B ; 25 = D ; 37 = F ; 50 = G
	C	Connector Plating	Cadmium with Yellow Chromate = C
Codes for Micro-D	1	Connector Plug/Socket	Socket = 04 ; Pin = 03
	2		N.A for Micro-D
	B	Connector No. of Contacts	9 = A ; 15 = B ; 21 = C ; 25 = D ; 31 = E ; 37 = F ; 51 = G ; 100 = H
	C	Connector Plating	Nickel = N ; Cadmium = C ; Passivated Steel = P
Codes for MIL38999	1	Connector Plug/Socket	Socket = 04 ; Pin = 03
	2	M38999 Shell Type	Wall Mount = 20 ; Jamnut Receptacle = 24 ; Plug = 26
	B	M38999 Class (materials)	Al Shell, electroless Nickel = F ; Al Shell, olive drab Cd over electroless Ni = W
	C	M38999 shell size & arrangement	B35 = Size 11, 13 contacts ; C35 = Size 13, 22 contacts ; D35 = Size 15, 37 contacts ; E35 = Size 17, 55 contacts (refer to MIL38999 specifications for details)
	LU	Cable Length & Unit of Measure	Inch = I ; Centimeter = C ; meter = M ; Feet = F 18 Inch = 18I ; 40 cm = 40C ; 2 meter = 2M
	G	Cable Type	PTFE MIL22579 = P ; ETFE MIL22579 = E
	H	Cable AWG	AWG24 = 24 ; AWG26 = 26 ; AWG28 = 28 ; AWG30=30
	I	Cable Color	White = W ; 10 Color Repeat = R
	J	No. of Branches	1 Branch = 1 ; 2 Branches = 2 and so on
	KK	Internal customization	Used for Internal Purpose ; Default = 00

MIL38999 Series III – Selected Shell Sizes and Insert Arrangements



- Contacts are suitable for AWG24 wire
- MIL-38999 plugs, jamnut receptacles, wall mounted receptacles possible
- For full details like shell dimensions etc, refer to MIL-DTL-38999 Series III Specifications
- We normally use aluminium shell with olive drab cadmium over electroless nickel plating

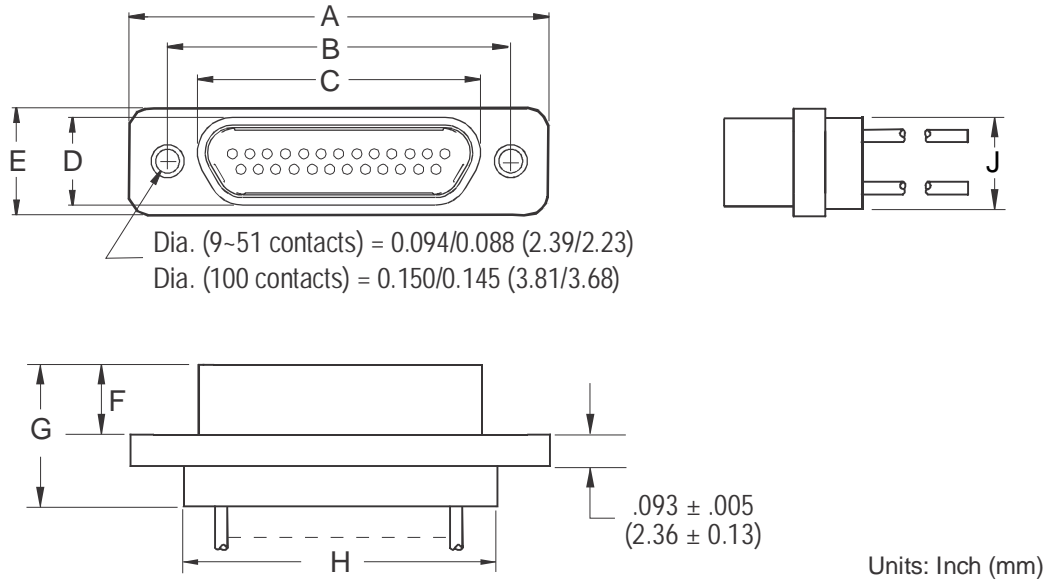
Shown trademarks are property of their respective owners.

While the information contained herein in this catalog, has been carefully compiled to the best of our knowledge, nothing is intended as representation and warranty on our part; and no statement shall be construed as recommendation to infringe any of existing patents. We accept no liability of whatsoever for any faults and errors in the information contained herein. Contents of this catalogue and specifications of the products, are subject to change without notice due to continuous improvements.

Micro-D MIL-83513, MIL38999 & Custom Mixed Harnesses

Micro-D Harnesses • Micro-D to MIL38999 harnesses • Micro-D Multi-Branch Harnesses

Mechanical Details for MIL-83513 Micro-D Connectors Used

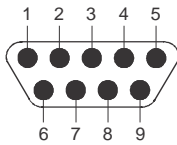


Layout	A Max.		B		C Max.		D Max.		E Max.		F		G Max.		H Max.		J Max.	
	In.	mm.	In.	mm.	In.	mm.	In.	mm.	In.	mm.	In.	mm.	In.	mm.	In.	mm.	In.	mm.
9P	.785	19.94	.565	14.35	.333	8.46	.184	4.67	.310	7.87	.183	4.65	.416	10.57	.400	10.16	.270	6.86
9S	.785	19.94	.565	14.35	.400	10.16	.250	6.35	.310	7.87	.195	4.95	.429	10.90	.400	10.16	.270	6.86
15P	.935	23.75	.715	18.16	.483	12.27	.184	4.67	.310	7.87	.183	4.65	.416	10.57	.550	13.97	.270	6.86
15S	.935	23.75	.715	18.16	.551	14.00	.250	6.35	.310	7.87	.195	4.95	.429	10.90	.550	13.97	.270	6.86
21P	1.085	27.56	.865	21.97	.633	16.08	.184	4.67	.310	7.87	.183	4.65	.416	10.57	.700	17.78	.270	6.86
21S	1.085	27.56	.865	21.97	.701	17.81	.250	6.35	.310	7.87	.195	4.95	.429	10.90	.700	17.78	.270	6.86
25P	1.185	30.01	.965	24.51	.733	18.62	.184	4.67	.310	7.87	.183	4.65	.416	10.57	.800	20.32	.270	6.86
25S	1.185	30.01	.965	24.51	.801	20.35	.250	6.35	.310	7.87	.195	4.95	.429	10.90	.800	20.32	.270	6.86
31P	1.335	33.91	1.115	28.32	.883	22.43	.184	4.67	.310	7.87	.183	4.65	.416	10.57	.950	24.13	.270	6.86
31S	1.335	33.91	1.115	28.32	.951	24.16	.250	6.35	.310	7.87	.195	4.95	.429	10.90	.950	24.13	.270	6.86
37P	1.485	37.72	1.265	32.13	1.033	26.24	.184	4.67	.310	7.87	.183	4.65	.416	10.57	1.100	27.94	.270	6.86
37S	1.485	37.72	1.265	32.13	1.101	27.96	.250	6.35	.310	7.87	.195	4.95	.429	10.90	1.100	27.94	.270	6.86
51P	1.435	36.45	1.215	30.86	.983	24.97	.228	5.79	.351	8.92	.183	4.65	.416	10.57	1.050	26.67	.310	7.87
51S	1.435	36.45	1.215	30.86	1.051	26.70	.296	7.52	.351	8.92	.195	4.95	.429	10.90	1.050	26.67	.310	7.87
100P	2.170	55.12	1.800	45.72	1.383	35.13	.270	6.86	.394	10.01	.183	4.65	.416	10.57	1.442	36.63	.360	9.14
100S	2.170	55.12	1.800	45.72	1.451	36.86	.333	8.46	.394	10.01	.195	4.95	.429	10.90	1.442	36.63	.360	9.14

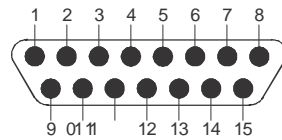
Shown trademarks are property of their respective owners.

While the information contained herein in this catalog, has been carefully compiled to the best of our knowledge, nothing is intended as representation and warranty on our part; and no statement shall be construed as recommendation to infringe any of existing patents. We accept no liability of whatsoever for any faults and errors in the information contained herein. Contents of this catalogue and specifications of the products, are subject to change without notice due to continuous improvements.

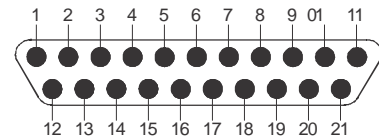
Micro-D, MIL-83513 Insert Arrangements – (face view of Pin connector)



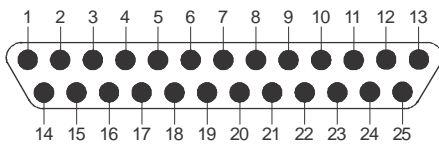
9 Contacts



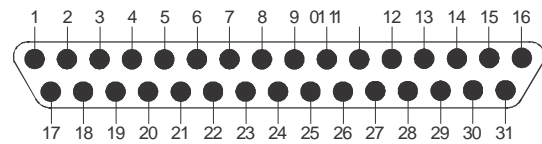
15 Contacts



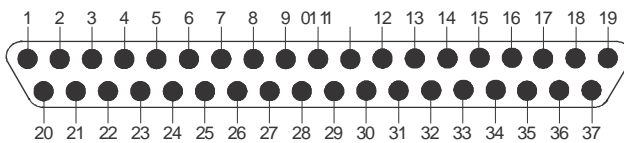
21 Contacts



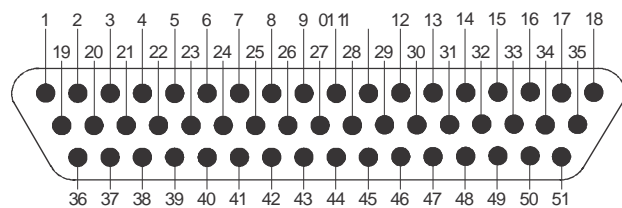
25 Contacts



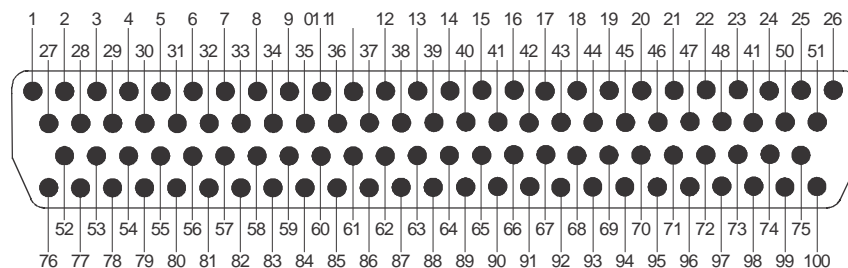
31 Contacts



37 Contacts



51 Contacts



100 Contacts

Shown trademarks are property of their respective owners.

While the information contained herein in this catalog, has been carefully compiled to the best of our knowledge, nothing is intended as representation and warranty on our part; and no statement shall be construed as recommendation to infringe any of existing patents. We accept no liability of whatsoever for any faults and errors in the information contained herein. Contents of this catalogue and specifications of the products, are subject to change without notice due to continuous improvements.

Micro-D MIL-83513, MIL38999 & Custom Mixed Harnesses

Micro-D Harnesses • Micro-D to MIL38999 harnesses • Micro-D Multi-Branch Harnesses

MIL-22759 Extruded-PTFE (ETFE) Cable - Technical Data

Construction	
Conductor	: Silver Plated Copper (SPC)
Insulation	: ETFE
Temperature rating	: -65 / +150°C
Voltage	: 600VAC
Test Voltage	: 3400VAC

Colour code:

● Black	: 00	● Green	: 55
● Brown	: 11	● Blue	: 66
● Red	: 22	● Violet	: 77
● Orange	: 33	● Grey	: 88
● Yellow	: 44	○ White	: 99

Type	Size		Conductor			Finished Wire			
	AWG	mm ²	Stranding	Wire Ø mm	DC Res @ 20°C (Ω/km)	Core Ømm	Tolerance	Weight Kg/Km	Amps @40°C
M-ZLA 2619	26	0.155	19 x 0.10	0.48	147	0.81	±0.05	1.9	6
M-ZLA 2419	24	0.241	19 x 0.13	0.60	93.1	0.91	+0.06 -0.05	2.8	9
M-ZLA 2219	22	0.382	19 x 0.16	0.76	57.4	1.09	+0.06 -0.05	4.2	12
M-ZLA 2019	20	0.597	19 x 0.20	0.96	35.1	1.30	+0.06 -0.05	6.4	16

Physical & Mechanical	Test Method	Conditions	Value
Operating temperature	IEC 60216	20000 hrs	155°C
Elongation at break	ASTM D638		300%
Flexural modulus	ASTM D790		1380 MPa
Hardness	ASTM D2240		67 D
Radiation resistance	IEC 60544		10 E5 Gy
Temperature range			-100 to 155°C
Tensile strength at break	ASTM D638		45 Mpa
Water absorption	ASTM D570	25°C	< 0.01%
Dielectric constant	ASTM D150	0.1 kHz / 10 MHz	2.6 / 2.6
Dissipation factor	ASTM D150	1.2 kHz / 10 MHz	0.001 / 0.004
Volume resistivity	ASTM D257		10 E16 ohms-cm
Combustion corrosivity	DIN 57472-813		pH 2.6 / 2700uS/cm
Flammability	UL 94	1.6mm	V-0
Oxygen index	ASTM D2863		31%
Smoke index	Def Stan 61-12 Pt 18/2	per m wire	1
Temperature index	NES 715		290°C
Toxicity index	Def Stan 61-12 Pt 18/2	per m wire	5
Acid Resistance			Excellent
Fuels Resistance			Excellent
Oils Resistance			Excellent

Shown trademarks are property of their respective owners.

While the information contained herein in this catalog, has been carefully compiled to the best of our knowledge, nothing is intended as representation and warranty on our part; and no statement shall be construed as recommendation to infringe any of existing patents. We accept no liability of whatsoever for any faults and errors in the information contained herein. Contents of this catalogue and specifications of the products, are subject to change without notice due to continuous improvements.

Specifications for MIL Cable Harness (Micro Circular~Micro Circular)

Serial Number	Length Inches(cm)	Wires	Connector 1	Connector 2	Size	Cable Type	Cable Colour	AWG	Branches
1	18 (46)	9	Micro Circular Plug	MIL38999 Plug	B35	PTFE	White	26	1

Harness Construction

- Cable is QPL'ed as per MIL -22759
- Micro-D connectors are QPL'ed as per MIL-83513
- Connectors are QPL'ed as per MIL-38999 Series III and are of reputed make like Aero Inc, Glenair, Deutsch or Equivalent
- Harness have Strain Relief, QPL'ed as per MIL-85049/38
- Harness have Protection Caps, QPL'ed as per D38999/32
- Harness have Backshells, QPL'ed as per MIL-85049/20 or MIL-85049/88
- Harness are epoxy potted on Micro-D connector
- All items offered as a set
- Harness should be 100% tested for Pin-Pin high-Voltage isolation and test report with leakage current submitted for each pin-pin test

Connector Specifications MIL-38999 Series III

Parameters	Specifications
MIL-DTL-38999 Series III	Connectors are QPL listed
Shell Material	Aluminium Alloy
Shell Plating	Olive drab cadmium
Insulator	Thermoplastic or thermoset
Contacts	Copper Alloy
Contacts Plating	Gold over Nickel plated
Endurance	500 mating / unmating operations
Shock	300G for 3 ms in 3 axes
Vibration	Per MIL-38999
Temperature Range	-65 to +200°C
Insulation Resistance	>5000 MΩ (at 500Vdc)
Salt Spray	500 hours
Withstanding Voltage (sea level)	> 1800 V
Current	Size 22D: 5 A; Size 20: 7.5 A; Size 16: 13 A; Size 12: 23 A; Size 8: 46 A

Connector Specifications Micro-D

Qualification	QPL to MIL-83513
Pin Contact	BeCu alloy Au Plated over copper flash
Socket Contact	Cu alloy, Au Plated over copper flash
Sleeve	Cu alloy, Au Plated over copper flash
Metal Shell	Aluminium Alloy, electroless nickel plated
Insulator	Liquid Crystal Polymer
Interfacial Seal	Fluorosilicone elastomer
Encapsulant	Epoxy Resin
Current Rating	2.5 A
Contact	8 mΩ max at 3A
Resistance	10 mΩ max at 1mA
Insulation Resistance	5000 MΩ min. @ 500 VDC
Test Voltage (sea Level)	600 VAC at sea level 150 VAC at 70000 feet
Mating Life	500 mating cycles min.
Operating Temp.	-55°C ~ +125°C
Vibration	20 g's, MIL-STD-1344 Method 2005, Condition IV
Shock	50 g's, MIL-STD-1344 Method 2004, Condition C
Salt Spray	48 hours, MIL-STD-1344 Method 1001, Condition B

Cable Specifications

Cable Size	: AWG 26 (19 strands)
Conductor	: Silver Plated Copper (SPC)
Insulation	: ETFE
Temperature rating	: -65 / +150°C
Voltage	: 600VAC
Test voltage	: 3400VAC
Hardness	: 67 D, ASTM D2240
Radiation resistance	: 10 E5 Gy, IEC 60544
Tensile strength at break	: 45 Mpa, ASTM D638
Water absorption	: < 0.01%, ASTM D570
Volume resistivity	: 10 E16 ohms-cm, ASTM D257
Flammability	: UL 94V-O, 1.6mm
Acid, Fuels, Oils Resistance	: Excellent

Heat Shrink Tube Specifications

MIL Specs	: Conform to MIL-23053/4
Flame Retardent	: Yes
Type	: Dual Walled
Temperature Range	: -55 to +110°C