


MIL-24308 D-Sub Mixed Electrical + RF Combo Cable Sets, DC-1/DC-18 GHz

Avoid Multiple Electrical & Coaxial Cables • Quick Assemble/Disassemble

Mixed Electrical + RF cable set



Our MIL-24308 D-Sub Electrical + RF combo cable sets are ideal for military applications where panel space is at a premium. Instead of using a bunch of Electrical and RF cables the designer can choose 1 single cable set with D-Sub connectors and with multiple wire configurations. Constructed using MIL-24308 compliant connectors from Cinch, Tyco, hi-frequency contacts and Hi-Frequency Coaxial cable from USA.

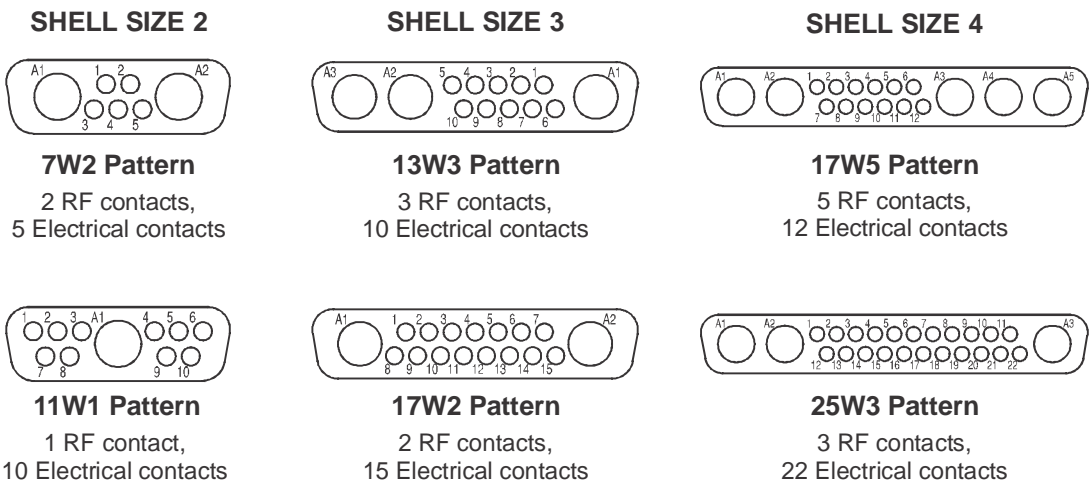
FEATURES, MIL STD MATERIALS

- MIL-24308 D-Sub conformant connectors are from suppliers like Cinch, Tyco
- MIL-39029 compliant contacts
- 2 varieties available for different price ranges for different frequencies : 1 Ghz & 18 Ghz
- Many combinations of wiring combinations available. Include 10Elec+3RF, 15Elec+2RF etc. Please contact us for custom versions.
- Imported Hi-Frequency cable conforms to MIL-C-17
- MIL -22759 PTFE Cables from Habia or equivalent

MIL/DEFENSE APPLICATIONS

- Where panel space is at a premium. Multiple discrete electrical and RF cables can be substituted by single D-Sub cable set
- Applications where system assembly & disassembly time is a premium - for example portable military systems
- Applications where more rugged solution than SMA/N/TNC is needed

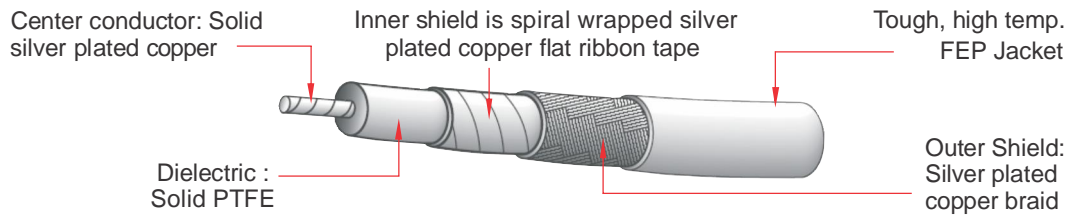
Insert Arrangements for Mixed Electrical & RF D-Sub Cable Sets



While the information contained herein in this catalog, has been carefully compiled to the best of our knowledge, nothing is intended as representation and warranty on our part; and no statement shall be construed as recommendation to infringe any of existing patents. We accept no liability of whatsoever for any faults and errors in the information contained herein. Contents of this catalogue and specifications of the products, are subject to change without notice due to continuous improvements.

Shown trademarks are property of their respective owners.

MF05 Cable Construction



Physical & Mechanical Specifications

Attenuation & Power Handling Data

Frequency	Insertion Loss		Power Watts
	dB/ft	dB/m	
400 MHz	0.14	0.46	190
1 GHz	0.24	0.76	130
2 GHz	0.32	1.05	76
3 GHz	0.39	1.28	62
5 GHz	0.53	1.73	54
10 GHz	0.81	2.65	35
13.5 GHz	0.92	3.01	24
18 GHz	1.11	3.64	20

Dimensions	inches	mm
Center Conductor	0.02"	0.51
Jacket	0.106"	2.70
Bend Radius (static)	0.23"	6
Bend Radius (repeated)	0.78"	20
Weight	0.015 lb/ft (0.020 Kg/m)	
Temperature Range	-55°C ~ +125°C	

Electrical Specifications

Impedance	50 ohms
Velocity of Propagation	70 %
Shielding Effectiveness	better than -90 dB
Capacitance	30 pF/ft
Operating Frequency	18 GHz

MIL-22759 Extruded-PTFE (ETFE) Cable - Technical Data

Construction	
Conductor	: Silver Plated Copper (SPC)
Insulation	: ETFE
Temperature rating	: -65 / +150°C
Voltage	: 600VAC
Test Voltage	: 3400VAC

Colour code:

● Black	: 00	● Green	: 55
● Brown	: 11	● Blue	: 66
● Red	: 22	● Violet	: 77
● Orange	: 33	● Grey	: 88
● Yellow	: 44	○ White	: 99

Type	Size		Conductor			Finished Wire			
	AWG	mm ²	Stranding	Wire Ø mm	DC Res @ 20°C (Ω/km)	Core Ømm	Tolerance	Weight Kg/Km	Amps @40°C
M-ZLA 2619	26	0.155	19 x 0.10	0.48	147	0.81	±0.05	1.9	6
M-ZLA 2419	24	0.241	19 x 0.13	0.60	93.1	0.91	+0.06 -0.05	2.8	9

Shown trademarks are property of their respective owners.

While the information contained herein in this catalog, has been carefully compiled to the best of our knowledge, nothing is intended as representation and warranty on our part; and no statement shall be construed as recommendation to infringe any of existing patents. We accept no liability of whatsoever for any faults and errors in the information contained herein. Contents of this catalogue and specifications of the products, are subject to change without notice due to continuous improvements.

MIL-24308 D-Sub Mixed Electrical + RF Combo Cable Sets, DC-1/DC-18 GHz

Avoid Multiple Electrical & Coaxial Cables • Quick Assemble/Disassemble

Specifications for Combo D-Sub Connectors

Electrical Data (Signal Contacts)	
Current Rating	7.5 A
Contact Resistance	55mV at 7.5 A
Insulation Resistance	5000 M Ohms min.
Test Voltage (sea Level)	1000 VAC
Electrical Data (Coaxial Contacts)	
Current Rating	5 A
Contact Impedance	50 or 75 Ohms
Coaxial VSWR	< 1.45 : 1 @ 1 GHz
Insertion Loss	< 0.45dB @ 1 GHz
Mechanical	
Mating Life	500 mating cycles min.
Operating Temp.	-55°C ~ +125°C
Materials and Platings	
Pin Contact (Signal)	Copper alloy, Gold over Nickel
Socket Contact (Signal)	Copper alloy, Gold over Nickel
Coaxial Contacts	Copper alloy, Gold over Nickel
Metal Shell	Steel or Brass, Zinc plated
Insulator	Glass filled polyester
Insulator (coaxial)	Teflon
Accessories	Steel or Brass

Cable Set Ordering Codes Description


DSU - (Connector 1) (Connector 2) (Length) (Cable)
 □ □ □ □ □ - □ □ □ □ □ □ □ - □ □ □ / □ - □ □ - □ □ □ □
A 1 2 B C A 1 2 B C L U G H I J K M N N

	A	Connector Type Code	Micro-D MIL83513 = M ; MIL38999 Series III = D3 ; Open = O ; D-Sub MIL24308 = DS
Codes for D-Sub	1&2	Connector Plug/Socket	Receptacle = 04 ; Plug = 03
	B	Connector No. of Contacts	13W3 = 13W3 ; 17W2 = 17W2 ; 25W3 = 25W3
	C	Connector Plating	Zinc = Z
	LU	Cable Length & Unit of Measure	Inch = I ; Centimeter = C ; meter = M ; Feet = F 18 Inch = 18I ; 40 cm = 40C ; 2 meter = 2M
	G	Cable Type (Signal Cable)	PTFE MIL22579 = P ; ETFE MIL22579 = E
	H	Cable AWG	AWG24 = 24 ; AWG26 = 26 ; AWG28 = 28 ; AWG30=30
	I	Cable Color	White = W ; 10 Color Repeat = R
	J	Cable Code (RF cable)	MF05 = MF05
	K	No. of Branches	1 Branch = 1 ; 2 Branches = 2 and so on
	M	Frequency Code	1GHz = 1G ; 18 Ghz = 18G
	NN	Internal customization	Used for Internal Purpose; Default = 00

Shown trademarks are property of their respective owners.

While the information contained herein in this catalog, has been carefully compiled to the best of our knowledge, nothing is intended as representation and warranty on our part; and no statement shall be construed as recommendation to infringe any of existing patents. We accept no liability of whatsoever for any faults and errors in the information contained herein. Contents of this catalogue and specifications of the products, are subject to change without notice due to continuous improvements.

D-Sub ~ D-Sub Cable Sets : 10xElectrical + 3xRF (DC-1 GHz)



Ordering Code	Conn. 1	Conn. 1 Contacts	Conn. 2	Conn. 2 Contacts	Length	Elec. Cable	Insertion Loss(dB) 0.5GHz
D-Sub Receptacle – D-Sub Plug, Mixed Electrical + RF Cable Set, DC-1 GHz							
DSU-DS0413W3Z- DS0313W3Z -1M-P24W/MF05-1-1G-00	D-Sub Receptacle	3 x RF, 10 x Elec.	D-Sub Plug	3 x RF, 10 x Elec.	1 m	PTFE AWG24	0.33
DSU-DS0413W3Z- DS0313W3Z -2M-P24W/MF05-1-1G-00	D-Sub Receptacle	3 x RF, 10 x Elec.	D-Sub Plug	3 x RF, 10 x Elec.	2 m	PTFE AWG24	0.58
DSU-DS0413W3Z- DS0313W3Z -5M-P24W/MF05-1-1G-00	D-Sub Receptacle	3 x RF, 10 x Elec.	D-Sub Plug	3 x RF, 10 x Elec.	5 m	PTFE AWG24	2.62
DSU-DS0413W3Z- DS0313W3Z -1F-P24W/MF05-1-1G-00	D-Sub Receptacle	3 x RF, 10 x Elec.	D-Sub Plug	3 x RF, 10 x Elec.	1 feet	PTFE AWG24	0.22
DSU-DS0413W3Z- DS0313W3Z -2F-P24W/MF05-1-1G-00	D-Sub Receptacle	3 x RF, 10 x Elec.	D-Sub Plug	3 x RF, 10 x Elec.	2 feet	PTFE AWG24	0.37
D-Sub Receptacle – D-Sub Receptacle, Mixed Electrical + RF Cable Set, DC-1 GHz							
DSU-DS0413W3Z- DS0413W3Z -1M-P24W/MF05-1-1G-00	D-Sub Receptacle	3 x RF, 10 x Elec.	D-Sub Receptacle	3 x RF, 10 x Elec.	1 m	PTFE AWG24	0.33
DSU-DS0413W3Z- DS0413W3Z -2M-P24W/MF05-1-1G-00	D-Sub Receptacle	3 x RF, 10 x Elec.	D-Sub Receptacle	3 x RF, 10 x Elec.	2 m	PTFE AWG24	0.58
DSU-DS0413W3Z- DS0413W3Z -5M-P24W/MF05-1-1G-00	D-Sub Receptacle	3 x RF, 10 x Elec.	D-Sub Receptacle	3 x RF, 10 x Elec.	5 m	PTFE AWG24	2.62
DSU-DS0413W3Z- DS0413W3Z -1F-P24W/MF05-1-1G-00	D-Sub Receptacle	3 x RF, 10 x Elec.	D-Sub Receptacle	3 x RF, 10 x Elec.	1 feet	PTFE AWG24	0.22
DSU-DS0413W3Z- DS0413W3Z -2F-P24W/MF05-1-1G-00	D-Sub Receptacle	3 x RF, 10 x Elec.	D-Sub Receptacle	3 x RF, 10 x Elec.	2 feet	PTFE AWG24	0.37
D-Sub Plug – D-Sub Plug, Mixed Electrical + RF Cable Set, DC-1 GHz							
DSU-DS0313W3Z- DS0313W3Z -1M-P24W/MF05-1-1G-00	D-Sub Plug	3 x RF, 10 x Elec.	D-Sub Plug	3 x RF, 10 x Elec.	1 m	PTFE AWG24	0.33
DSU-DS0313W3Z- DS0313W3Z -2M-P24W/MF05-1-1G-00	D-Sub Plug	3 x RF, 10 x Elec.	D-Sub Plug	3 x RF, 10 x Elec.	2 m	PTFE AWG24	0.58
DSU-DS0313W3Z- DS0313W3Z -5M-P24W/MF05-1-1G-00	D-Sub Plug	3 x RF, 10 x Elec.	D-Sub Plug	3 x RF, 10 x Elec.	5 m	PTFE AWG24	2.62
DSU-DS0313W3Z- DS0313W3Z -1F-P24W/MF05-1-1G-00	D-Sub Plug	3 x RF, 10 x Elec.	D-Sub Plug	3 x RF, 10 x Elec.	1 feet	PTFE AWG24	0.22
DSU-DS0313W3Z- DS0313W3Z -2F-P24W/MF05-1-1G-00	D-Sub Plug	3 x RF, 10 x Elec.	D-Sub Plug	3 x RF, 10 x Elec.	2 feet	PTFE AWG24	0.37

Note 1) For detailed dimensions, panel cutouts refer to standard D-Sub connector datasheets.

Note 2) DC-18 GHz types available on request.

Note 3) Connectors are assumed to be fully wired in above ordering codes.


Note 4) Wiring is assumed to be 1-1 on connector ends, i.e Pin 1 is assumed to be connected to Pin 1

Note 5) Above is an example of what we do - customer designs are welcome

MIL-24308 D-Sub Mixed Electrical + RF Combo Cable Sets, DC-1/DC-18 GHz

Avoid Multiple Electrical & Coaxial Cables • Quick Assemble/Disassemble

D-Sub ~ D-Sub Cable Sets : 15xElectrical + 2xRF (DC-1 GHz)



Ordering Code	Conn. 1	Conn. 1 Contacts	Conn. 2	Conn. 2 Contacts	Length	Elec. Cable	Insertion Loss(dB) 0.5GHz
D-Sub Receptacle – D-Sub Plug, Mixed Electrical + RF Cable Set, DC-1 GHz							
DSU-DS0417W2Z- DS0317W2Z - 1M-P24W/MF05-1-1G-00	D-Sub Receptacle	2 x RF, 15 x Elec.	D-Sub Plug	2 x RF, 15 x Elec.	1 m	PTFE AWG24	0.33
DSU-DS0417W2Z- DS0317W2Z - 2M-P24W/MF05-1-1G-00	D-Sub Receptacle	2 x RF, 15 x Elec.	D-Sub Plug	2 x RF, 15 x Elec.	2 m	PTFE AWG24	0.58
DSU-DS0417W2Z- DS0317W2Z - 5M-P24W/MF05-1-1G-00	D-Sub Receptacle	2 x RF, 15 x Elec.	D-Sub Plug	2 x RF, 15 x Elec.	5 m	PTFE AWG24	2.62
DSU-DS0417W2Z- DS0317W2Z - 1F-P24W/MF05-1-1G-00	D-Sub Receptacle	2 x RF, 15 x Elec.	D-Sub Plug	2 x RF, 15 x Elec.	1 feet	PTFE AWG24	0.22
DSU-DS0417W2Z- DS0317W2Z - 2F-P24W/MF05-1-1G-00	D-Sub Receptacle	2 x RF, 15 x Elec.	D-Sub Plug	2 x RF, 15 x Elec.	2 feet	PTFE AWG24	0.37
D-Sub Receptacle – D-Sub Receptacle, Mixed Electrical + RF Cable Set, DC-1 GHz							
DSU-DS0417W2Z- DS0417W2Z - 1M-P24W/MF05-1-1G-00	D-Sub Receptacle	2 x RF, 15 x Elec.	D-Sub Receptacle	2 x RF, 15 x Elec.	1 m	PTFE AWG24	0.33
DSU-DS0417W2Z- DS0417W2Z - 2M-P24W/MF05-1-1G-00	D-Sub Receptacle	2 x RF, 15 x Elec.	D-Sub Receptacle	2 x RF, 15 x Elec.	2 m	PTFE AWG24	0.58
DSU-DS0417W2Z- DS0417W2Z - 5M-P24W/MF05-1-1G-00	D-Sub Receptacle	2 x RF, 15 x Elec.	D-Sub Receptacle	2 x RF, 15 x Elec.	5 m	PTFE AWG24	2.62
DSU-DS0417W2Z- DS0417W2Z - 1F-P24W/MF05-1-1G-00	D-Sub Receptacle	2 x RF, 15 x Elec.	D-Sub Receptacle	2 x RF, 15 x Elec.	1 feet	PTFE AWG24	0.22
DSU-DS0417W2Z- DS0417W2Z - 2F-P24W/MF05-1-1G-00	D-Sub Receptacle	2 x RF, 15 x Elec.	D-Sub Receptacle	2 x RF, 15 x Elec.	2 feet	PTFE AWG24	0.37
D-Sub Plug – D-Sub Plug, Mixed Electrical + RF Cable Set, DC-1 GHz							
DSU-DS0317W2Z- DS0317W2Z - 1M-P24W/MF05-1-1G-00	D-Sub Plug	2 x RF, 15 x Elec.	D-Sub Plug	2 x RF, 15 x Elec.	1 m	PTFE AWG24	0.33
DSU-DS0317W2Z- DS0317W2Z - 2M-P24W/MF05-1-1G-00	D-Sub Plug	2 x RF, 15 x Elec.	D-Sub Plug	2 x RF, 15 x Elec.	2 m	PTFE AWG24	0.58
DSU-DS0317W2Z- DS0317W2Z - 5M-P24W/MF05-1-1G-00	D-Sub Plug	2 x RF, 15 x Elec.	D-Sub Plug	2 x RF, 15 x Elec.	5 m	PTFE AWG24	2.62
DSU-DS0317W2Z- DS0317W2Z - 1F-P24W/MF05-1-1G-00	D-Sub Plug	2 x RF, 15 x Elec.	D-Sub Plug	2 x RF, 15 x Elec.	1 feet	PTFE AWG24	0.22
DSU-DS0317W2Z- DS0317W2Z - 2F-P24W/MF05-1-1G-00	D-Sub Plug	2 x RF, 15 x Elec.	D-Sub Plug	2 x RF, 15 x Elec.	2 feet	PTFE AWG24	0.37

Note 1) For detailed dimensions, panel cutouts refer to standard D-Sub connector datasheets.

Note 2) DC-18 Ghz types available on request.

Note 3) Connectors are assumed to be fully wired in above ordering codes.


Note 4) Wiring is assumed to be 1-1 on connector ends, i.e Pin 1 is assumed to be connected to Pin 1

Note 5) Above is an example of what we do - customer designs are welcome

Shown trademarks are property of their respective owners.

While the information contained herein in this catalog, has been carefully compiled to the best of our knowledge, nothing is intended as representation and warranty on our part; and no statement shall be construed as recommendation to infringe any of existing patents. We accept no liability of whatsoever for any faults and errors in the information contained herein. Contents of this catalogue and specifications of the products, are subject to change without notice due to continuous improvements.

D-Sub ~ D-Sub Cable Sets : 22xElectrical + 3xRF (DC-1 GHz)



Ordering Code	Conn. 1	Conn. 1 Contacts	Conn. 2	Conn. 2 Contacts	Length	Elec. Cable	
D-Sub Receptacle – D-Sub Plug, Mixed Electrical + RF Cable Set, DC-1 GHz							
DSU-DS0425W3Z- DS0325W3Z - 1M-P24W/MF05-1-1G-00	D-Sub Receptacle	3 x RF, 22 x Elec.	D-Sub Plug	3 x RF, 22 x Elec.	1 m	PTFE AWG24	0.33
DSU-DS0425W3Z- DS0325W3Z - 2M-P24W/MF05-1-1G-00	D-Sub Receptacle	3 x RF, 22 x Elec.	D-Sub Plug	3 x RF, 22 x Elec.	2 m	PTFE AWG24	0.58
DSU-DS0425W3Z- DS0325W3Z - 5M-P24W/MF05-1-1G-00	D-Sub Receptacle	3 x RF, 22 x Elec.	D-Sub Plug	3 x RF, 22 x Elec.	5 m	PTFE AWG24	2.62
DSU-DS0425W3Z- DS0325W3Z - 1F-P24W/MF05-1-1G-00	D-Sub Receptacle	3 x RF, 22 x Elec.	D-Sub Plug	3 x RF, 22 x Elec.	1 feet	PTFE AWG24	0.22
DSU-DS0425W3Z- DS0325W3Z - 2F-P24W/MF05-1-1G-00	D-Sub Receptacle	3 x RF, 22 x Elec.	D-Sub Plug	3 x RF, 22 x Elec.	2 feet	PTFE AWG24	0.37
D-Sub Receptacle – D-Sub Receptacle, Mixed Electrical + RF Cable Set, DC-1 GHz							
DSU-DS0425W3Z- DS0425W3Z - 1M-P24W/MF05-1-1G-00	D-Sub Receptacle	3 x RF, 22 x Elec.	D-Sub Receptacle	3 x RF, 22 x Elec.	1 m	PTFE AWG24	0.33
DSU-DS0425W3Z- DS0425W3Z - 2M-P24W/MF05-1-1G-00	D-Sub Receptacle	3 x RF, 22 x Elec.	D-Sub Receptacle	3 x RF, 22 x Elec.	2 m	PTFE AWG24	0.58
DSU-DS0425W3Z- DS0425W3Z - 5M-P24W/MF05-1-1G-00	D-Sub Receptacle	3 x RF, 22 x Elec.	D-Sub Receptacle	3 x RF, 22 x Elec.	5 m	PTFE AWG24	2.62
DSU-DS0425W3Z- DS0425W3Z - 1F-P24W/MF05-1-1G-00	D-Sub Receptacle	3 x RF, 22 x Elec.	D-Sub Receptacle	3 x RF, 22 x Elec.	1 feet	PTFE AWG24	0.22
DSU-DS0425W3Z- DS0425W3Z - 2F-P24W/MF05-1-1G-00	D-Sub Receptacle	3 x RF, 22 x Elec.	D-Sub Receptacle	3 x RF, 22 x Elec.	2 feet	PTFE AWG24	0.37
D-Sub Plug – D-Sub Plug, Mixed Electrical + RF Cable Set, DC-1 GHz							
DSU-DS0325W3Z- DS0325W3Z - 1M-P24W/MF05-1-1G-00	D-Sub Plug	3 x RF, 22 x Elec.	D-Sub Plug	3 x RF, 22 x Elec.	1 m	PTFE AWG24	0.33
DSU-DS0325W3Z- DS0325W3Z - 2M-P24W/MF05-1-1G-00	D-Sub Plug	3 x RF, 22 x Elec.	D-Sub Plug	3 x RF, 22 x Elec.	2 m	PTFE AWG24	0.58
DSU-DS0325W3Z- DS0325W3Z - 5M-P24W/MF05-1-1G-00	D-Sub Plug	3 x RF, 22 x Elec.	D-Sub Plug	3 x RF, 22 x Elec.	5 m	PTFE AWG24	2.62
DSU-DS0325W3Z- DS0325W3Z - 1F-P24W/MF05-1-1G-00	D-Sub Plug	3 x RF, 22 x Elec.	D-Sub Plug	3 x RF, 22 x Elec.	1 feet	PTFE AWG24	0.22
DSU-DS0325W3Z- DS0325W3Z - 2F-P24W/MF05-1-1G-00	D-Sub Plug	3 x RF, 22 x Elec.	D-Sub Plug	3 x RF, 22 x Elec.	2 feet	PTFE AWG24	0.37

Note 1) For detailed dimensions, panel cutouts refer to standard D-Sub connector datasheets.

Note 2) DC-18 Ghz types available on request.

Note 3) Connectors are assumed to be fully wired in above ordering codes.

Note 4) Wiring is assumed to be 1-1 on connector ends, i.e Pin 1 is assumed to be connected to Pin 1

Note 5) Above is an example of what we do - customer designs are welcome

Shown trademarks are property of their respective owners.

While the information contained herein in this catalog, has been carefully compiled to the best of our knowledge, nothing is intended as representation and warranty on our part; and no statement shall be construed as recommendation to infringe any of existing patents. We accept no liability of whatsoever for any faults and errors in the information contained herein. Contents of this catalogue and specifications of the products, are subject to change without notice due to continuous improvements.

Specifications for D-Sub to D-Sub Mixed Electrical & RF Cable Sets

Length Connector 1 Connector 2

- Should be flexible, easily routable
- RF Cable should conform to MIL-C-17, PTFE to MIL-22759 and connectors to MIL-24308

RF Cable Electrical Specifications

- Impedance: 50 ohms
- Frequency: DC~18 GHz
- Velocity of Propagation: 70 %
- Shielding Effectiveness: better than -90 dB
- Power Handling: > 55 Watts Average @3 GHz ; > 25 Watts Average @10 GHz
> 15 Watts Average @18 GHz
- Insertion Loss: < 0.40 dB/feet @3 GHz ; < 0.82 dB/feet @10 GHz
< 1.12 dB/feet @18 GHz
- VSWR: < 1.45 (DC~1 Ghz type) ; < 1.40 (DC~18 Ghz type) ;

RF Cable Physical & Mechanical Specifications

- Construction should be double shielded
- Inner Conductor: Silver Covered Copper Wire
- Dielectric: PTFE
- Inner Shield: Silver Plated Copper Flat Ribbon Tape
- Outer Shield: Silver-Plated Copper Braid
- Jacket: Rugged Fluorinated Ethylene Propylene (FEP) suitable for harsh environment
- Overall diameter: < 2.8 mm
- Bending Radius: < 20 mm repeated, <6mm static
- Temperature Range: -55°C ~ +125°C

PTFE Signal Cable Specifications

- AWG24 : 19 x 0.13 strands
- Conductor : Silver Plated Copper (SPC)
- Insulation : ETFE
- Temperature rating : -65 / +150°C
- Voltage : 600VAC
- Test voltage : 3400VAC
- Hardness : 67 D, ASTM D2240
- Tensile strength at break : 45 Mpa, ASTM D638
- Water absorption : < 0.01%, ASTM D570
- Volume resistivity : 10 E16 ohms-cm, ASTM D257
- Flammability : UL 94V-O, 1.6mm
- Acid, Fuels, Oils Resistance : Excellent

Specifications of D-Sub connectors

- Should conform to MIL-24308
- Operating Temp. :-55°C ~ +125°C
- Metal Shell : Steel/Brass, Zinc plated
- Insulator : Black Polyester
- Insulation Resistance : 5000 MΩ min.
- Test Voltage (sea Level) : 1250 VAC
- Mating Life : 500 mating cycles min.