

Programmable Attenuators, TTL, Serial port types

Frequency: DC ~ 3 GHz

P/N: IPA-.. Series



XX = F



XX = FD



XX = FC

Impedance : 50 Ω
 Average Power : 2 W
 Connectors : SMA(F,F)
 Operating Temp : -55°C ~ 75°C
 Switching time : < 6ms
 Operat. Voltage : +5V, +12V
 Operat. Current : 100mA, 30mA

Ordering Code	Cells	Freq. (GHz)	Attenuation Range (dB)	Attenuation Steps (dB)	VSWR Max	Insertion Loss (dB)	Attenuation Accuracy (dB)	
IPA2-4-55-1-XX	4	DC-1	0-55dB in 5dB steps	5,10,20,20	1.25	≤ 1.5	±0.3	±1.0
IPA2-4-55-2-XX	4	DC-2	0-55dB in 5dB steps	5,10,20,20	1.30	≤ 2.0	±0.6	±1.2
IPA2-4-70-1-XX	4	DC-1	0-70dB in 10dB steps	10,20,20,20	1.25	≤ 1.5	±0.3	±1.0
IPA2-4-70-2-XX	4	DC-2	0-70dB in 10dB steps	10,20,20,20	1.30	≤ 2.0	±0.6	±1.2
IPA2-5-31-1-XX	5	DC-1	0-31dB in 1dB steps	1,2,4,8,16	1.30	≤ 1.8	±0.3	±1.0
IPA2-5-31-2-XX	5	DC-2	0-31dB in 1dB steps	1,2,4,8,16	1.35	≤ 2.5	±0.6	±1.0
IPA2-5-31-3-XX	5	DC-3	0-31dB in 1dB steps	1,2,4,8,16	1.45	≤ 3.2	±0.8	±1.2
IPA2-6-63-1-XX	6	DC-1	0-63dB in 1dB steps	1,2,4,8,16,32	1.30	≤ 2.5	±0.3	±1.2
IPA2-6-63-2-XX	6	DC-2	0-63dB in 1dB steps	1,2,4,8,16,32	1.40	≤ 3.5	±0.6	±1.2
IPA2-6-63-3-XX	6	DC-3	0-63dB in 1dB steps	1,2,4,8,16,32	1.45	≤ 4.5	±0.8	±1.5
IPA2-8-127-1-XX	8	DC-1	0-127dB in 1dB steps	1,2,4,8,16,32,32,32	1.30	≤ 3.0	±0.3	±1.2
IPA2-8-127-2-XX	8	DC-2	0-127dB in 1dB steps	1,2,4,8,16,32,32,32	1.40	≤ 3.5	±0.6	±1.2
IPA2-8-127-3-XX	8	DC-3	0-127dB in 1dB steps	1,2,4,8,16,32,32,32	1.55	≤ 5.0	±0.8	±1.5
IPA2-8-63.75-1-XX	8	DC-1	0-63.75dB in 0.25dB steps	0.25,0.5,1,2,4,8,16,32	1.30	≤ 3.0	±0.3	±1.2
IPA2-8-63.75-2-XX	8	DC-2	0-63.75dB in 0.25dB steps	0.25,0.5,1,2,4,8,16,32	1.40	≤ 3.5	±0.6	±1.2
IPA2-8-63.75-3-XX	8	DC-3	0-63.75dB in 0.25dB steps	0.25,0.5,1,2,4,8,16,32	1.50	≤ 5.0	±0.8	±1.5
IPA2-10-64.5-1-XX	10	DC-1	0-64.5dB in 0.1dB steps	0.1,0.2,0.4,0.8,1,2,4,8,16,32	1.30	≤ 3.5	±0.4	±1.2
IPA2-10-64.5-2-XX	10	DC-2	0-64.5dB in 0.1dB steps	0.1,0.2,0.4,0.8,1,2,4,8,16,32	1.40	≤ 4.5	±0.6	±1.2
IPA2-10-64.5-3-XX	10	DC-3	0-64.5dB in 0.1dB steps	0.1,0.2,0.4,0.8,1,2,4,8,16,32	1.50	≤ 6.0	±0.8	±1.5
IPA1-12-127-1-XX	12	DC-1	0-127dB in 0.1dB steps	0.1,0.2,0.4,0.8,1,2,4,8,16,32,32,32	1.45	≤ 6.5	±0.5	±1.25

XX = Pls suffix F, FD or FC as per choice, see next pages for details on these

N7

Cross reference is based on manufacturers datasheets and is indicative only. Customers have to verify themselves exact specifications. We accept no legal liability whatsoever for use of this cross reference by the customer. While the information, contained herein in this datasheet, has been carefully compiled to the best of our knowledge, nothing is intended as representation or warranty on our part and no statement herein shall be construed as recommendation to infringe existing patents. We accept no liability of whatsoever for any fault and errors in this datasheet. Contents of this datasheet and specifications of the products are subject to change without notice due to continuous improvement.

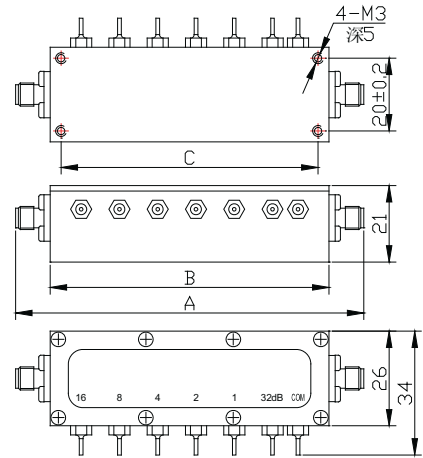
Programmable Attenuators, TTL, Serial port types

Frequency: DC ~ 3 GHz

P/N: IPA-.. Series

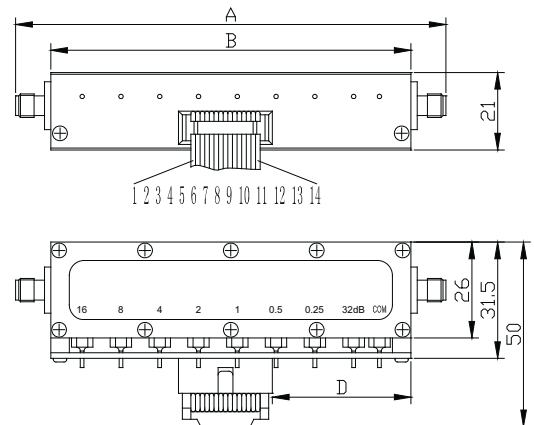
'F' Series

(Operating Voltage) : +5V, +12V
 (Operating Current) : 100mA/Cell, 30mA/C

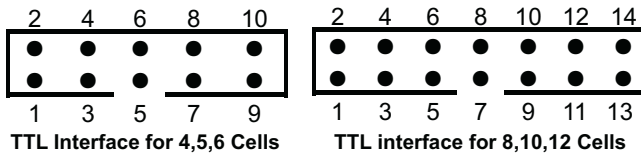


'FD' Series- TTL Control

(Control Voltage) : +5V +12V
 (Control Current) : 100mA/Cell, 30mA/Cell
 (Driver Voltage) : 2.7-5V
 (Driver Current) : > 15mA/Cell



Dimensions (mm)	A	B	C	D	F Series Weight(g)	FD Series Weight(g)
4 cells	74.5	55.5	49.5±0.2	29	80	95
5 cells	85	66	60±0.2	29	95	110
6 cells	95.5	76.5	70.5±0.2	29	105	125
8 cells	116.5	97.5	91.5±0.2	47.6	135	150
10 cells	137.5	118.5	112.5±0.2	37.5	160	180
12 cells	158.5	139.5	133.5±0.2	37.5	190	210



TTL	1	2	3	4	5	6	7	8	9	10	11	12	13	14
4Cell 55/5dB	V+	5	COM	10	N	20	N	20	N	N	/	/	/	/
4Cell 70/10dB	V+	10	COM	20	N	20	N	20	N	N	/	/	/	/
5Cell 31/1dB	V+	1	COM	2	N	4	N	8	N	16	/	/	/	/
6Cell 63/1dB	V+	1	COM	2	N	4	N	8	32	16	/	/	/	/
8Cell 63.75/0.25dB	N	N	16	N	COM	V+	N	1	0.5	2	0.25	4	8	32
8Cell 127/1dB	N	N	32	N	COM	V+	N	32	2	4	1	8	16	32
10Cell 64.5/0.1dB	16	32	8	N	COM	V+	N	0.8	0.4	1	0.2	2	4	0.1
12Cell 127/0.1dB	32	2	16	4	COM	8	0.4	V+	0.2	0.8	0.1	1	32	32

(N: Empty; COM: OV; V+: Operating Voltage.)

Programmable Attenuators, TTL, Serial port types

Frequency: DC ~ 3 GHz

P/N: IPA-.. Series

'FC' Series- RS-232 Programmable Control

Interface: RS-232

RS-232 provides control interface and communication

(Voltage) : AC~220V/5V

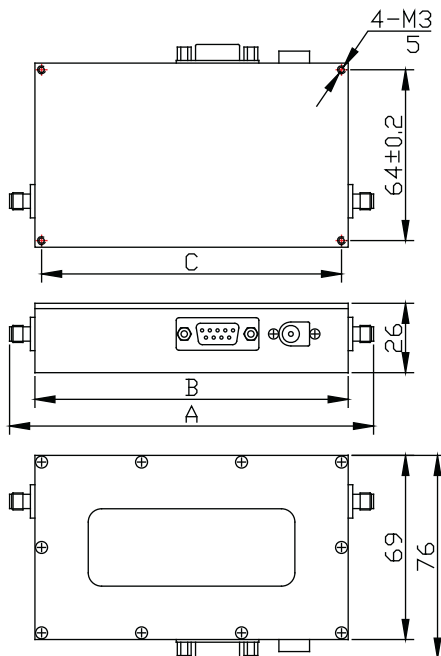


IPA-FC

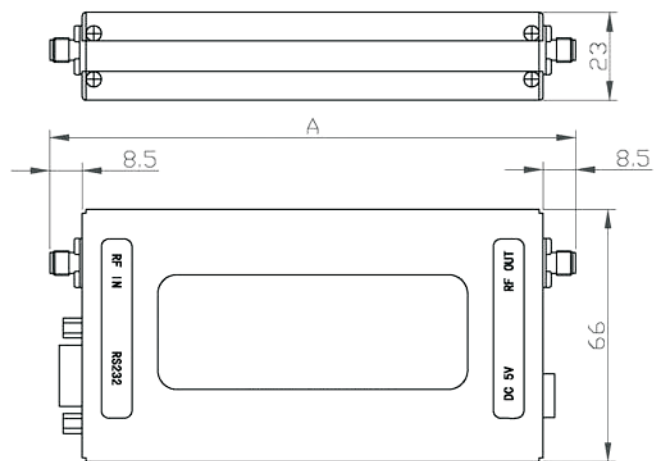


IPA-FCII

Model Number	Cells	Dimensions(mm)			Weight(g)
		A	B	C	
IPA-FC	4	115.5	96.5	91.5±0.2	205
	5	126	107	102±0.2	260
	6	136.5	117.5	112.5±0.2	310
	8	157.5	138.5	133.5±0.2	415
IPA-FCII	8	116.5	/	/	200
	10	137.5	/	/	220
	12	158.5	/	/	250



IPA-FC



IPA-FCII

N7

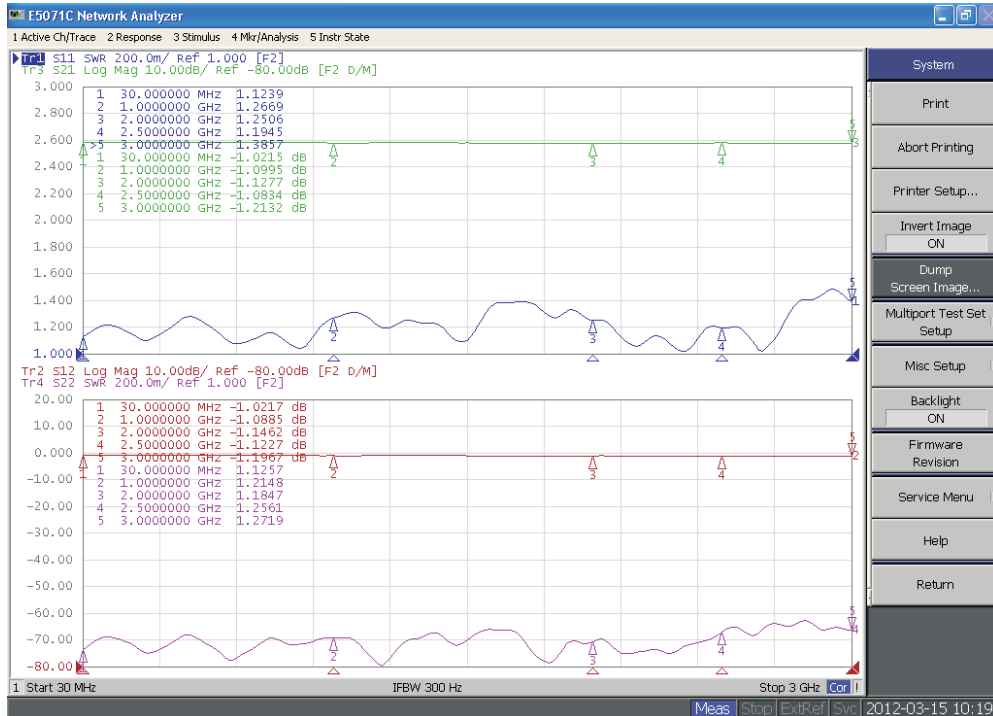
Cross reference is based on manufacturers datasheets and is indicative only. Customers have to verify themselves exact specifications. We accept no legal liability whatsoever for use of this cross reference by the customer. While the information, contained herein in this datasheet, has been carefully compiled to the best of our knowledge, nothing is intended as representation or warranty on our part and no statement herein shall be construed as recommendation to infringe existing patents. We accept no liability of whatsoever for any fault and errors in this datasheet. Contents of this datasheet and specifications of the products are subject to change without notice due to continuous improvement.

Programmable Attenuators, TTL, Serial port types

Frequency: DC ~ 3 GHz

P/N: IPA-.. Series

VNA Plot for IPA-10-64.5-3 Attenuator at 1dB



VNA Plot for IPA-10-64.5-3 Attenuator at 16dB

